

# STUDENTS SATISFACTION SURVEY 2019-20

## FACULTY OF ARTS

MGV'S ARTS, COMMERCE & SCIENCE COLLEGE MALEGAON CITY

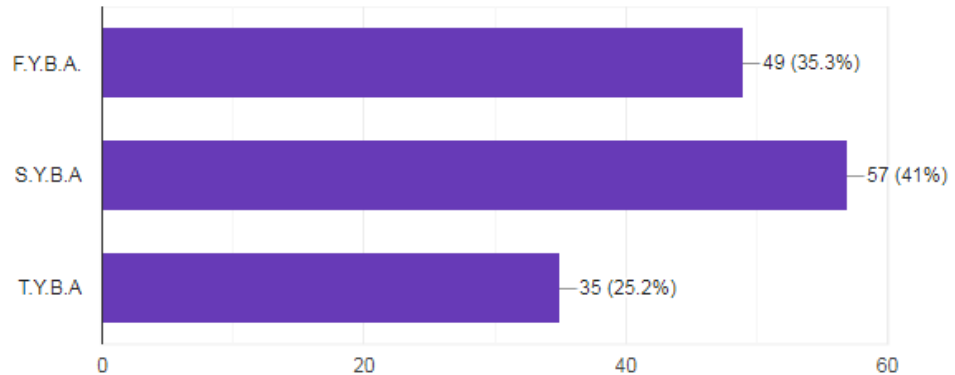
Class	Respondents
FYBA	48
SYBA	55
TYBA	33

### 2. Class

	FY	SY	TY
B.A.	35 %	41%	25 %

### 3. Class:

139 responses

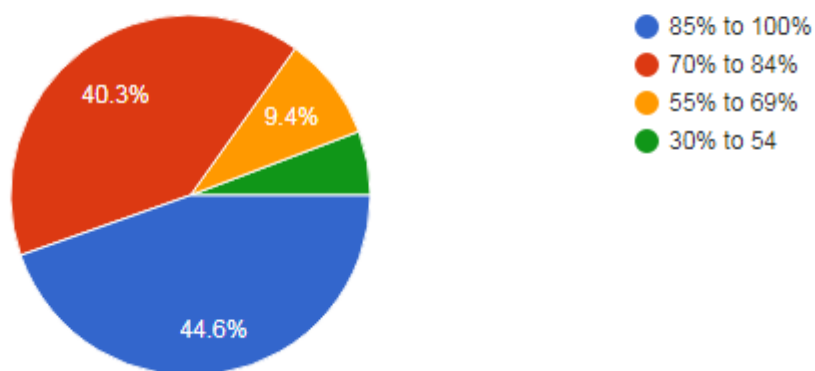


5. How much of syllabus was covered in the class

Sr.			
1	85% to 100%	44.6%	
2	70% to 84%	40.3 %	
3	55% to 69%	09.4 %	
4	30% to 54	05.7%	

5. How much of syllabus was covered in the class

139 responses

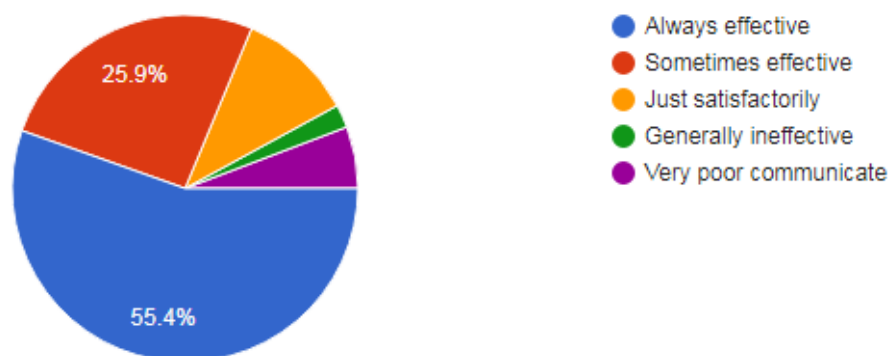


6. How well the teacher able to communicate?

Sr.			
1	Always effective	55.4%	
2	Sometimes effective	25.9 %	
3	Just satisfactorily	10.7 %	
4	Generally ineffective	2.1 %	
5	Very poor communicate	5.7%	

6. How well the teacher able to communicate?

139 responses

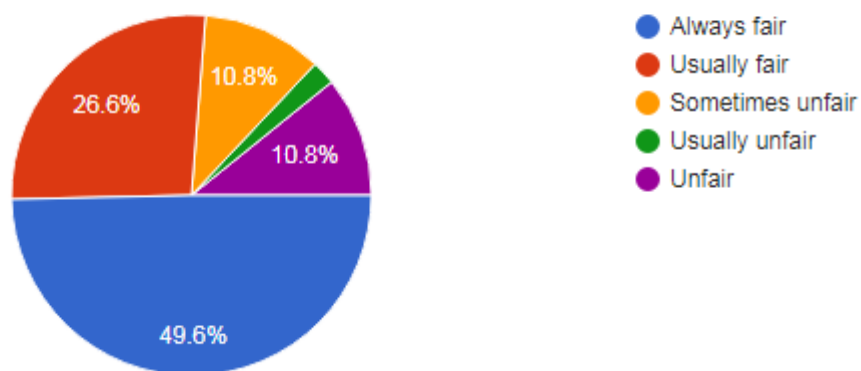


7. Fairness of the internal evaluation process by the teacher.

Sr.			
1	Always fair	49.6 %	
2	Usually fair	26.6 %	
3	Sometimes unfair	10.8 %	
4	Usually unfair	02.1 %	
5	Unfair	10.8 %	

7.Fairness of the internal evaluation process by the teacher.

139 responses

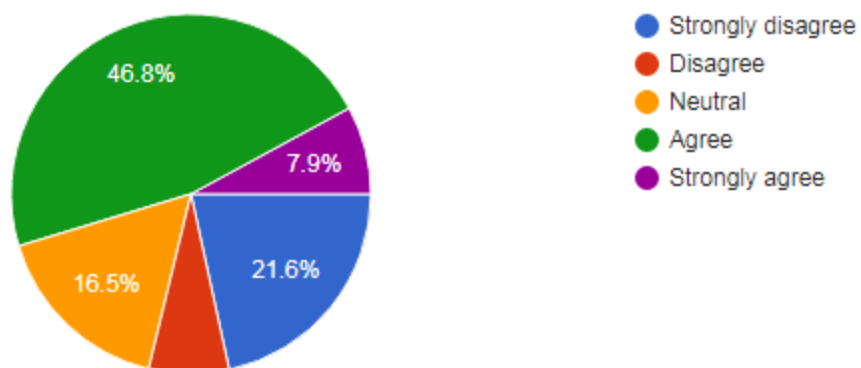


8. The institution provides multiple opportunities to learn and grow.

Sr.			
1	Strongly Agree	38.7 %	
2	Agree	46.8 %	
3	Neutral	16.5 %	
4	Disagree	07.1 %	
5	Strongly Disagree	21.6 %	

8.The institution provides multiple opportunities to learn and grow.

139 responses

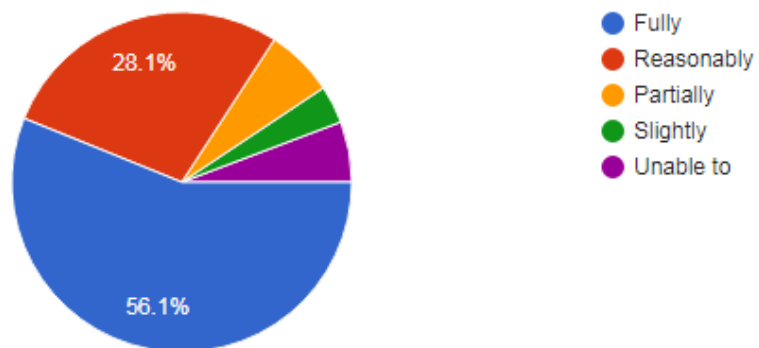


9. The teachers identify your strengths and encourage you with providing right level of challenges

Sr.			
1	Fully	56.1%	
2	Reasonably	28.1 %	
3	Partially	6.4 %	
4	Slightly	3.6 %	
5	Unable to	5.7 %	

9. The teachers identify your strengths and encourage you with providing right level of challenges

139 responses

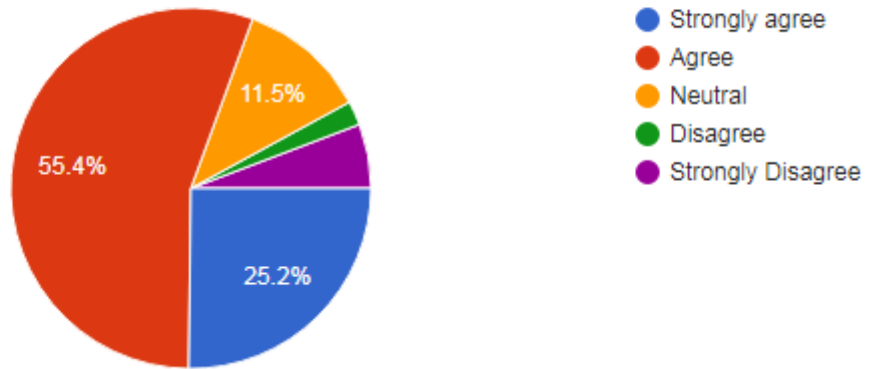


10. Teacher encourage you to participate in extracurricular activities

Sr.			
1	Strongly Agree	25.2 %	
2	Agree	55.4 %	
3	Neutral	11.5 %	
4	Disagree	2.1 %	
5	Strongly Disagree	5.7%	

10. Teacher encourage you to participate in extracurricular activities

139 responses



# STUDENTS SATISFACTION SURVEY 2019-20

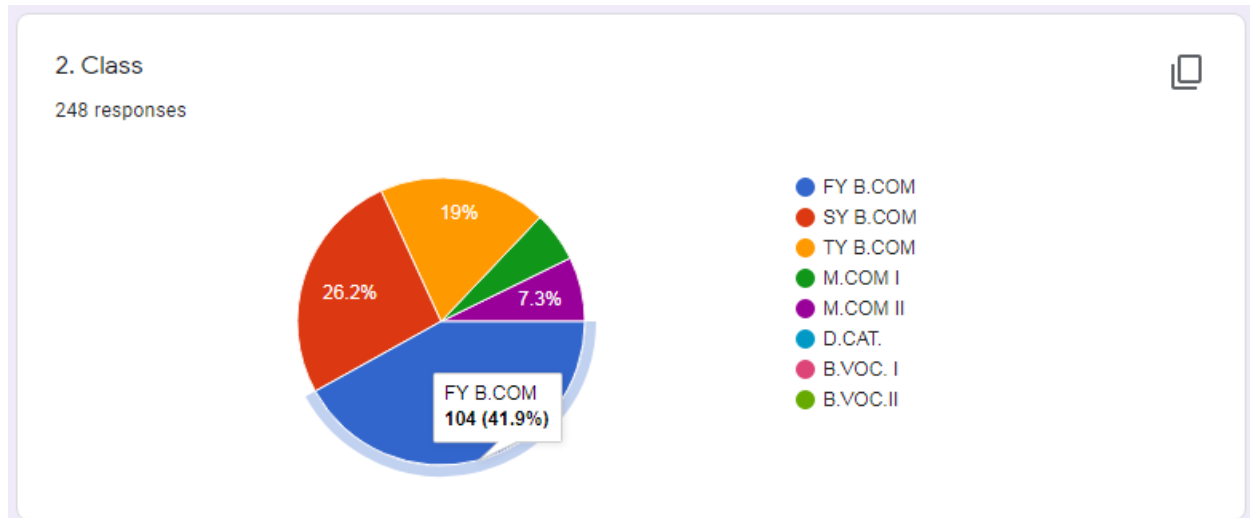
## FACULTY OF COMMERCE

### MGV'S ARTS, COMMERCE & SCIENCE COLLEGE MALEGAON CITY

Class	Respondents
FYBCOM	104
SYBCOM	65
TYBCOM	47
MCOM I	14
MCOM II	18
FYBVOG	20
SYBVOG	16
DCAT	18

#### 2. Class

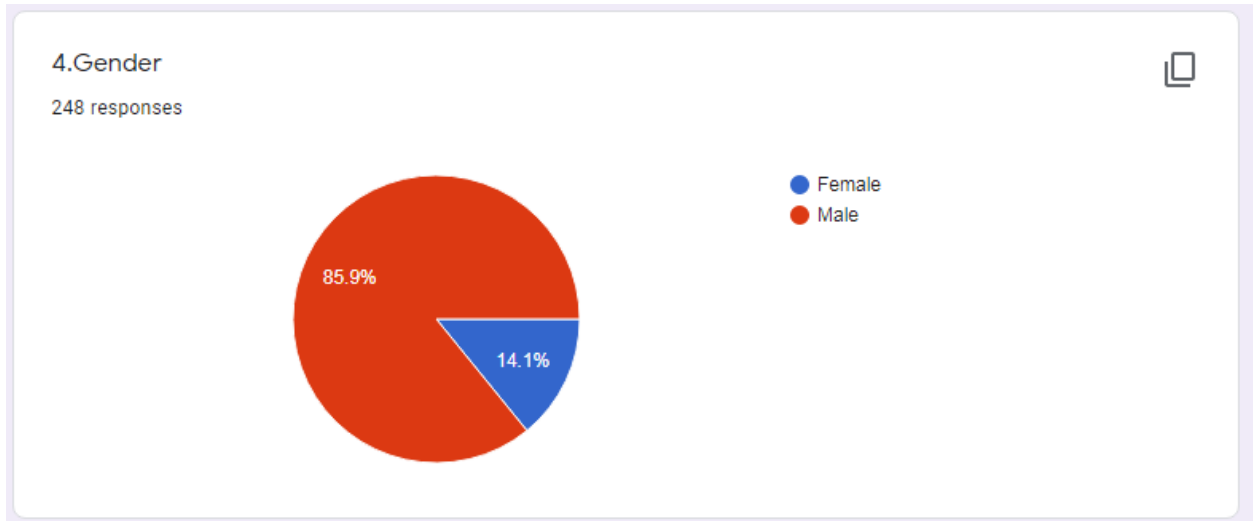
	FY	SY	TY
BCOM	41.9%	26.2%	19%
MCOM	5.6%	7.3%	





#### 4. Gender

Sr.	Male	Female	Total
	85 %	14.1 %	

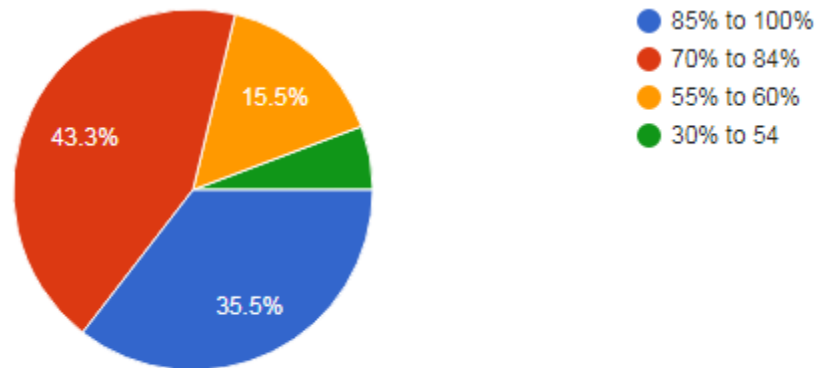


5. How much of syllabus was covered in the class

Sr.			
1	85% to 100%	35.5%	
2	70% to 84%	43.3%	
3	55% to 69%	15.5 %	
4	30% to 54	5.7%	

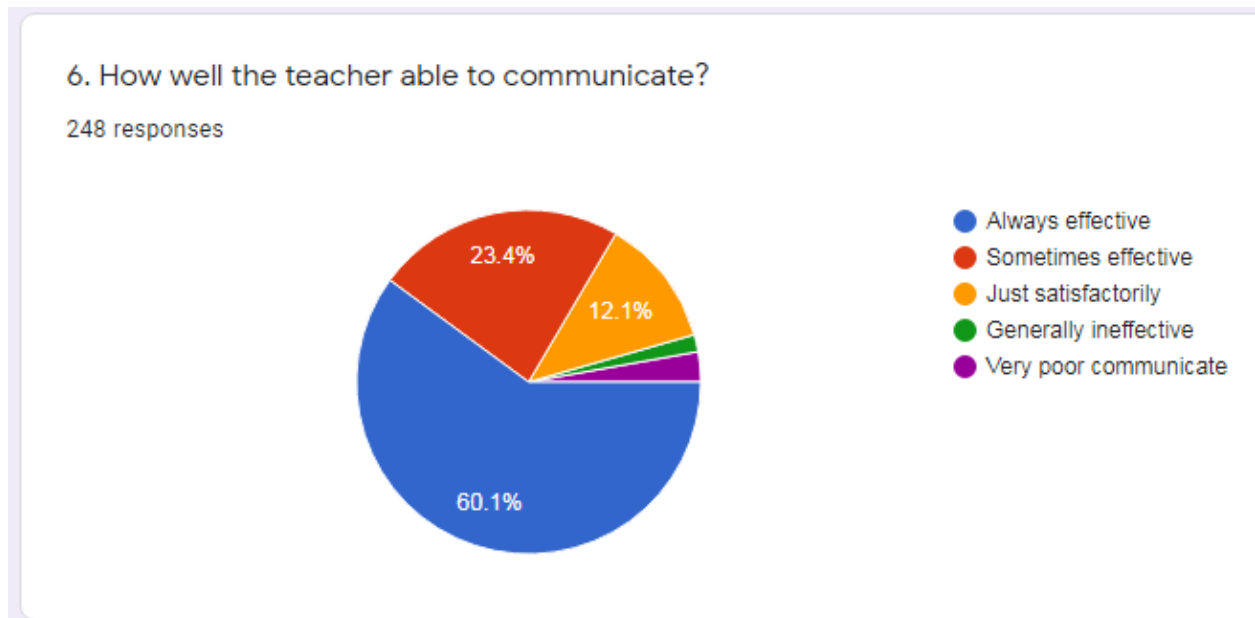
5. How much of syllabus was covered in the class

245 responses



6. How well the teacher able to communicate?

Sr.			
1	Always effective	60.1%	
2	Sometimes effective	23.4 %	
3	Just satisfactorily	12.1 %	
4	Generally ineffective	1.6%	
5	Very poor communicate	2.8 %	

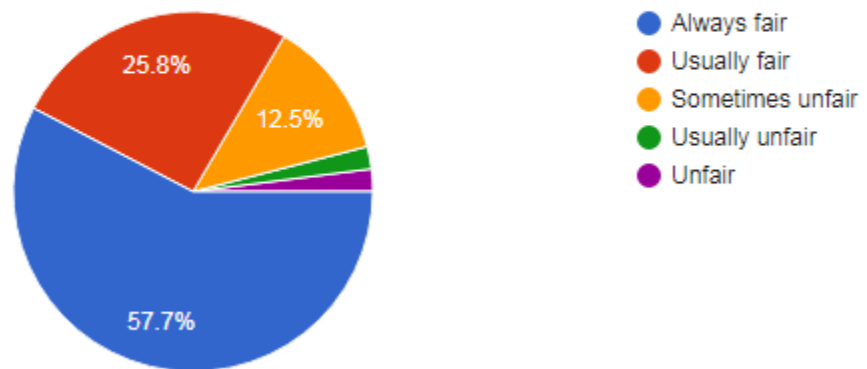


7. Fairness of the internal evaluation process by the teacher.

Sr.			
1	Always fair	57.7 %	
2	Usually fair	25.8 %	
3	Sometimes unfair	12.5 %	
4	Usually unfair	2.00 %	
5	Unfair	2.00 %	

7.Fairness of the internal evaluation process by the teacher.

248 responses

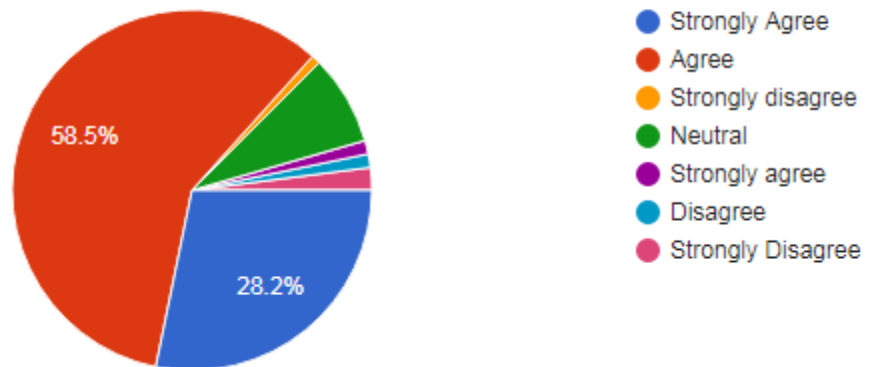


8. The institution provides multiple opportunities to learn and grow.

Sr.			
1	Strongly Agree	28.2%	
2	Agree	58.5 %	
3	Strongly Disagree	0.8 %	
4	Neutral	8.1 %	
5	Disagree	1.2%	
6	Strongly Disagree	1.2 %	
7	Strongly Agree	1.2%	

8.The institution provides multiple opportunities to learn and grow.

248 responses

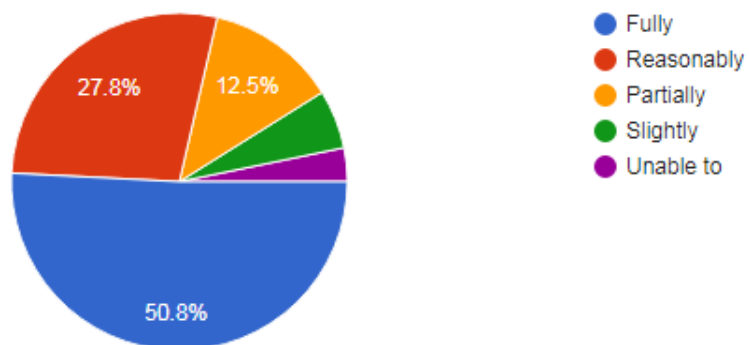


9. The teachers identify your strengths and encourage you with providing right level of challenges

Sr.			
1	Fully	50.8%	
2	Reasonably	27.8 %	
3	Partially	12.5 %	
4	Slightly	2.4 %	
5	Unable to	2.4 %	

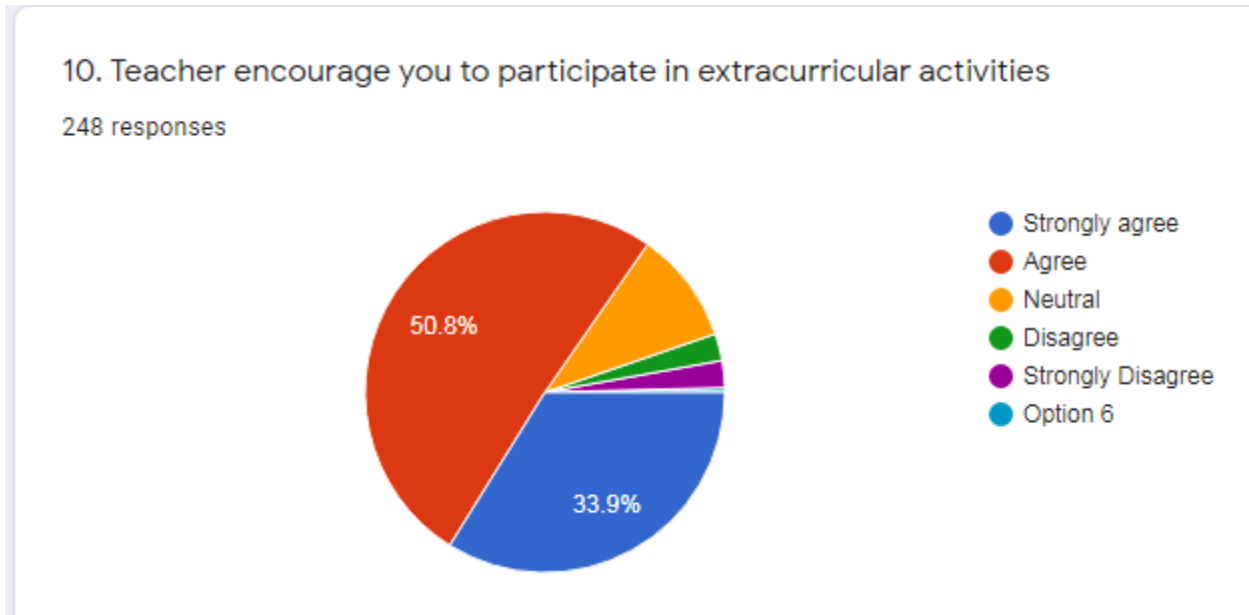
9. The teachers identify your strengths and encourage you with providing right level of challenges

248 responses



10. Teacher encourage you to participate in extracurricular activities

Sr.			
1	Strongly Agree	33.9%	
2	Agree	50.8 %	
3	Neutral	10.1 %	
4	Disagree	2.4 %	
5	Strongly Disagree	2.4 %	



# STUDENTS SATISFACTION SURVEY 2019-20

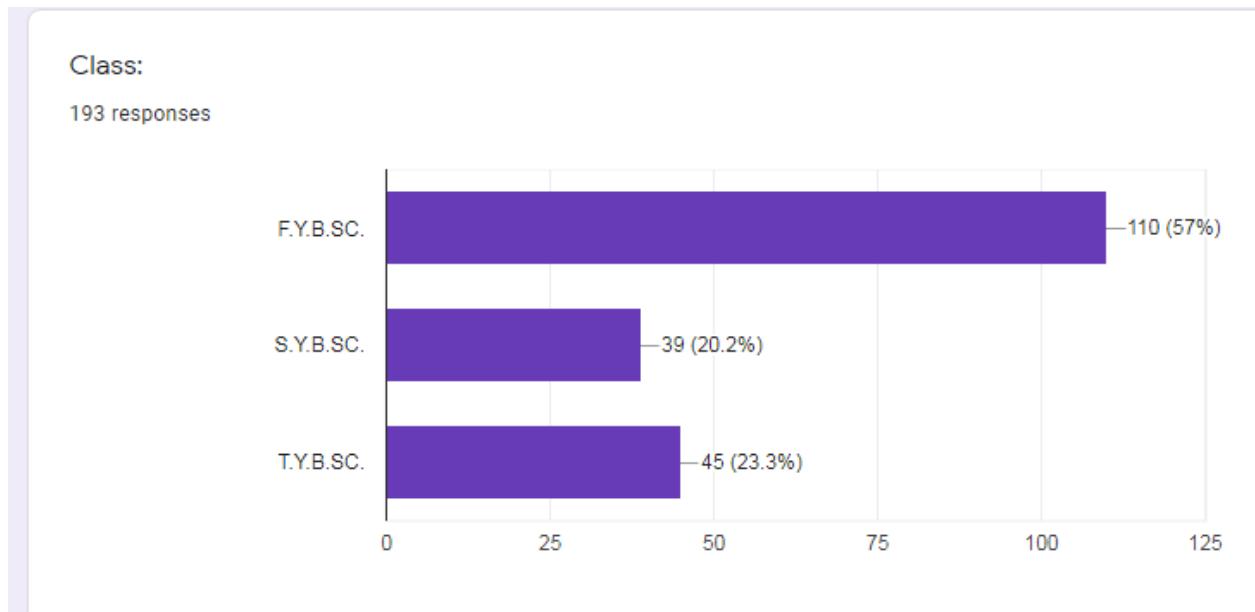
## FACULTY OF SCIENCE

MGV'S ARTS, COMMERCE & SCIENCE COLLEGE MALEGAON CITY

Class	Respondents
FYBSC	110
SYBSC	38
TYBSC	44

### 2. Class

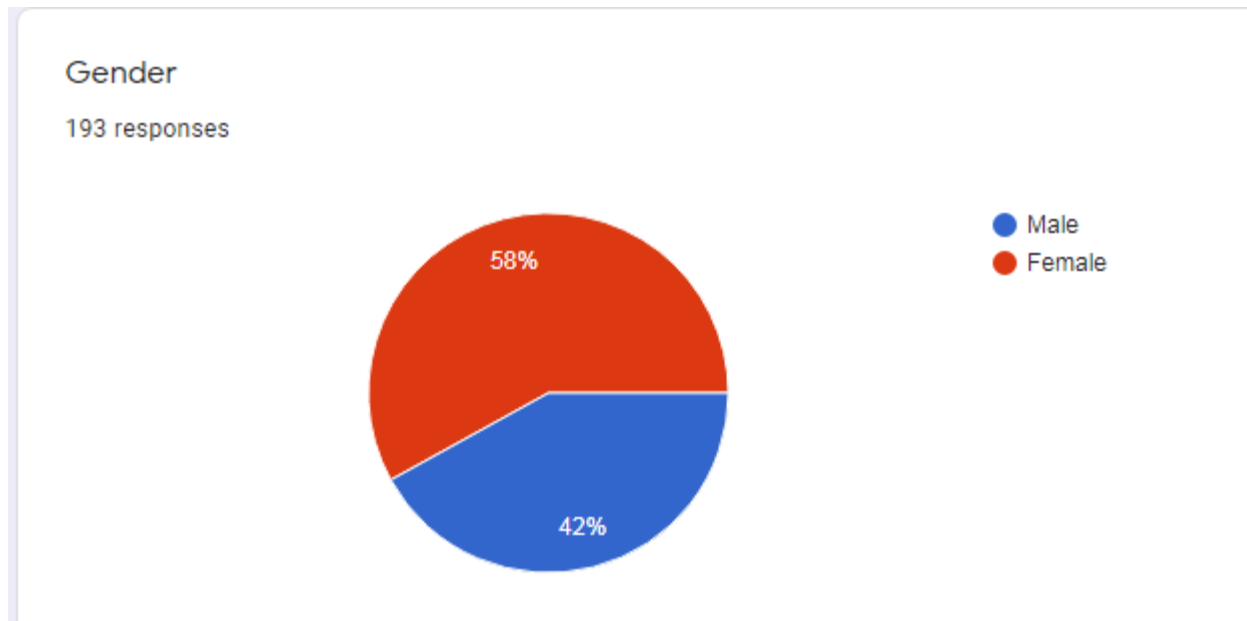
	FY	SY	TY
B.Sc.	57 %	20%	23 %





#### 4. Gender

Sr.	Male	Female	Total
	58 %	42 %	

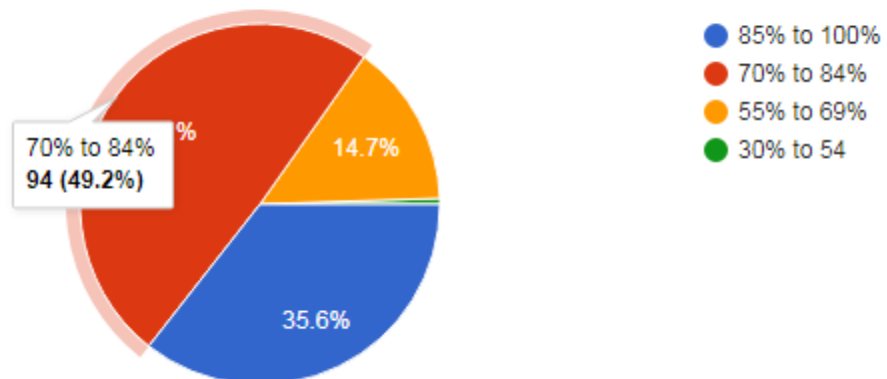


5. How much of syllabus was covered in the class

Sr.			
1	85% to 100%	35.6%	
2	70% to 84%	49.2 %	
3	55% to 69%	14.7 %	
4	30% to 54	0.5%	

5. How much of syllabus was covered in the class

191 responses

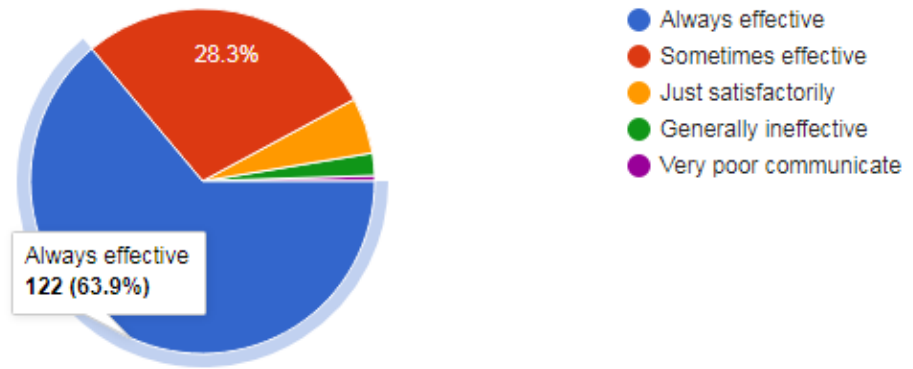


6. How well the teacher able to communicate?

Sr.			
1	Always effective	63.9%	
2	Sometimes effective	28.3 %	
3	Just satisfactorily	5.2 %	
4	Generally ineffective	2.1 %	
5	Very poor communicate	0.5 %	

6. How well the teacher able to communicate?

191 responses

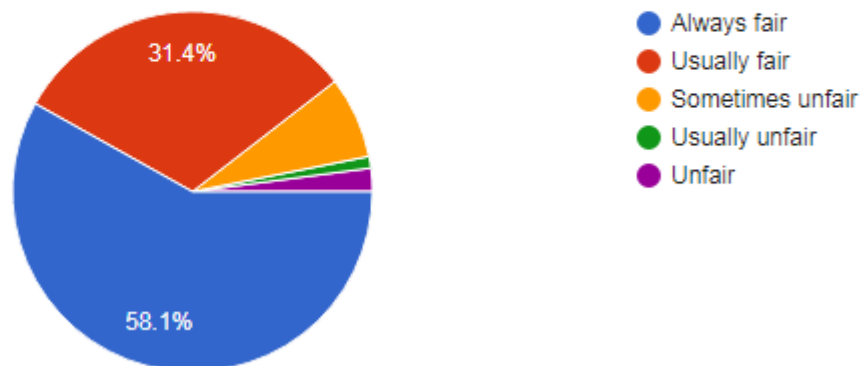


7. Fairness of the internal evaluation process by the teacher.

Sr.			
1	Always fair	58.4 %	
2	Usually fair	31.4 %	
3	Sometimes unfair	7.3 %	
4	Usually unfair	1.00 %	
5	Unfair	2.1 %	

7.Fairness of the internal evaluation process by the teacher.

191 responses

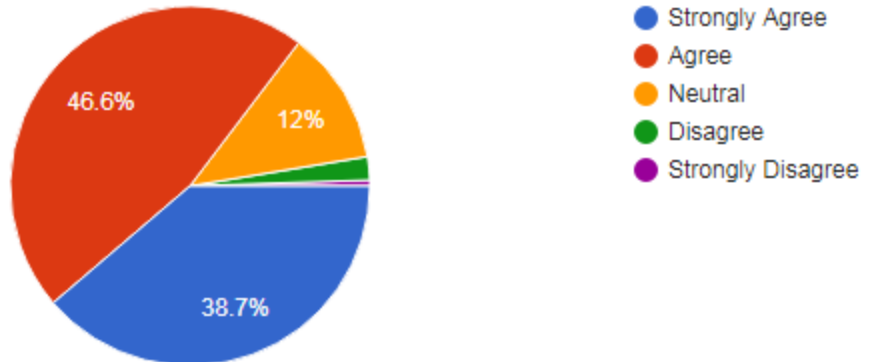


8. The institution provides multiple opportunities to learn and grow.

Sr.			
1	Strongly Agree	38.7 %	
2	Agree	46.6 %	
3	Neutral	12.00 %	
4	Disagree	3.1 %	
5	Strongly Disagree	0.5 %	

8.The institution provides multiple opportunities to learn and grow.

191 responses

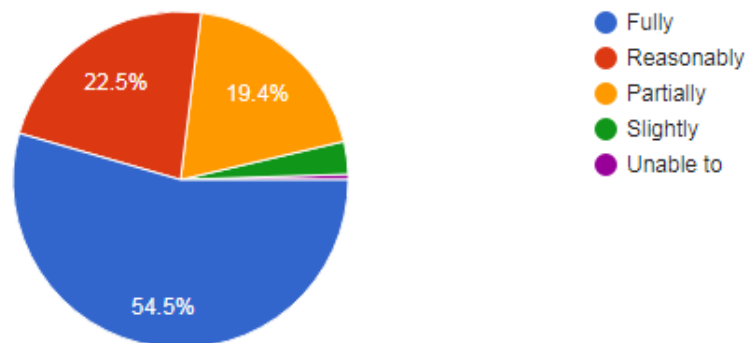


9. The teachers identify your strengths and encourage you with providing right level of challenges

Sr.			
1	Fully	54.5%	
2	Reasonably	22.5 %	
3	Partially	19.4 %	
4	Slightly	3.1 %	
5	Unable to	0.5 %	

9. The teachers identify your strengths and encourage you with providing right level of challenges

191 responses



10. Teacher encourage you to participate in extracurricular activities

Sr.			
1	Strongly Agree	45.00 %	
2	Agree	41.4 %	
3	Neutral	8.9 %	
4	Disagree	4.7 %	
5	Strongly Disagree	0%	

10. Teacher encourage you to participate in extracurricular activities

191 responses

