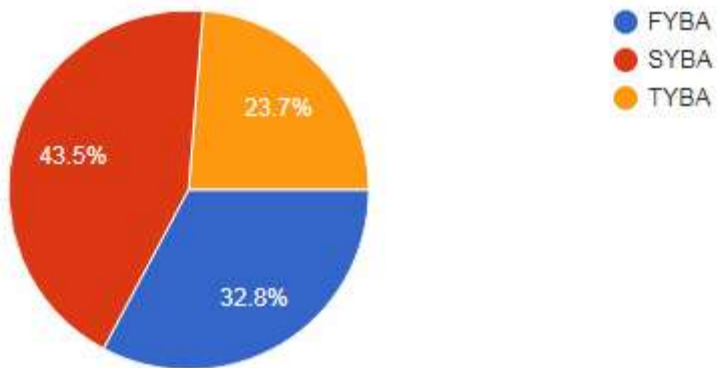


Students Satisfaction Survey Faculty of Arts 2018-19

**Following questions for online student satisfaction survey
regarding teaching learning process.**

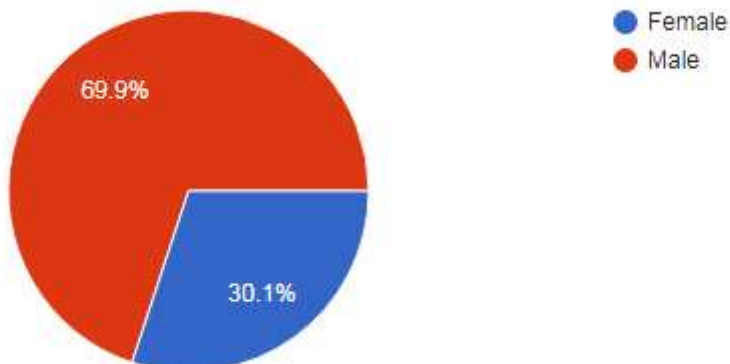
2. Class

	FY	SY	TY
B.A.	23.70 %	43.5%	32.8%



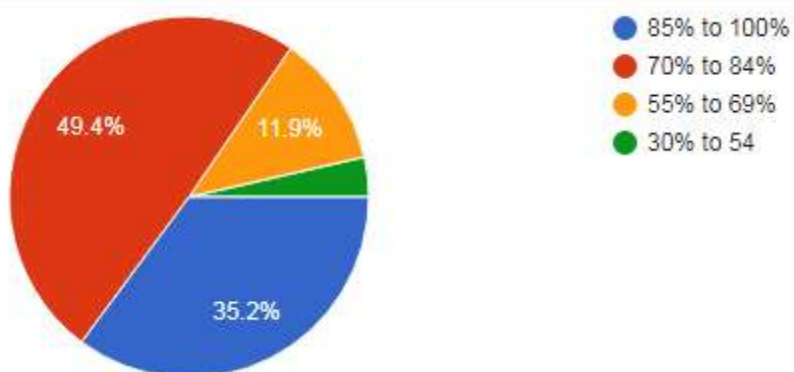
4. Gender

Sr.	Male	Female	Total
	69.9%	30.1%	



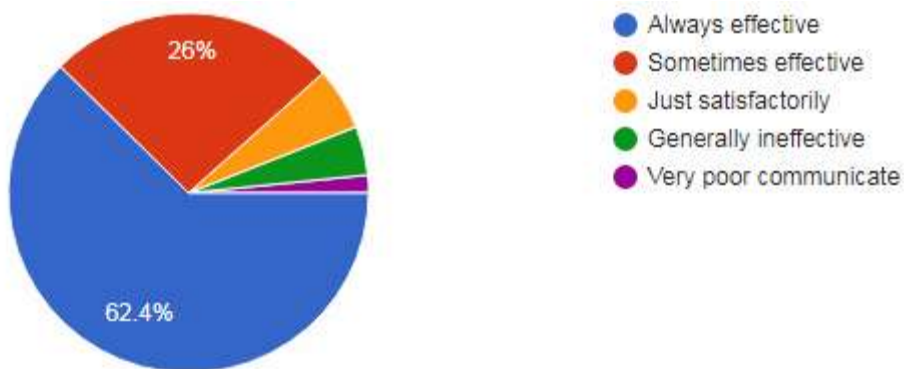
5. How much of syllabus was covered in the class

Sr.			
1	85% to 100%	35.2 %	
2	70% to 84%	49.4%	
3	55% to 69%	11.9%	
4	30% to 54	3.6%	



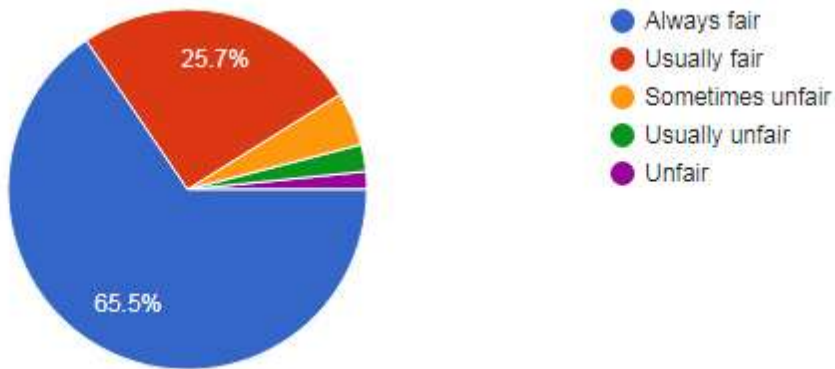
6. How well the teacher able to communicate?

Sr.			
1	Always effective	62.4%	
2	Sometimes effective	26.0%	
3	Just satisfactorily	5.6%	
4	Generally ineffective	4.4%	
5	Very poor communicate	1.6%	



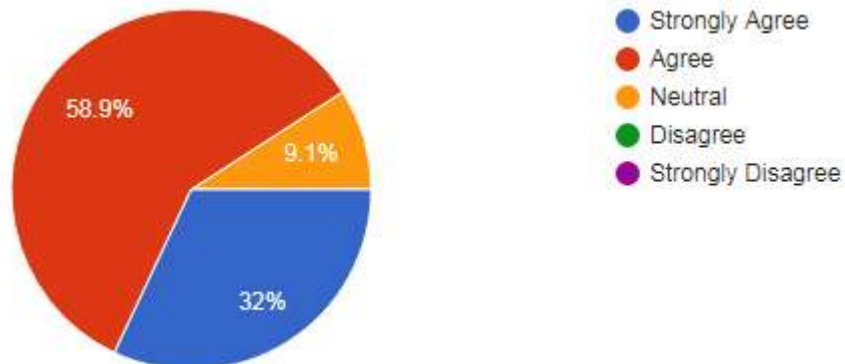
7. Fairness of the internal evaluation process by the teacher.

Sr.			
1	Always fair	65.5%	
2	Usually fair	25.7%	
3	Sometimes unfair	4.8%	
4	Usually unfair	2.4%	
5	Unfair	1.6%	



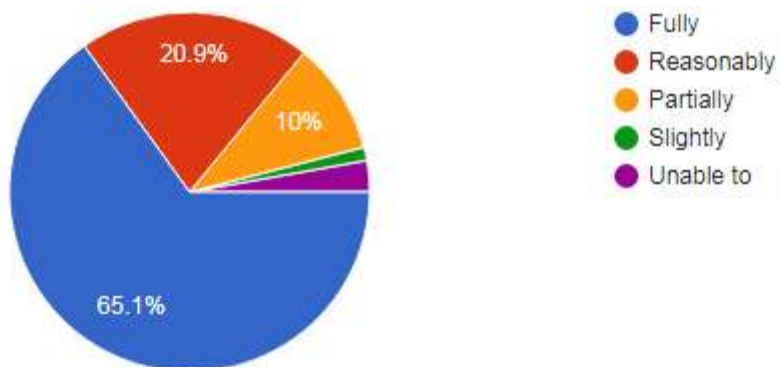
8. The institution provides multiple opportunities to learn and grow.

Sr.			
1	Strongly Agree	32.0%	
2	Agree	58.9%	
3	Neutral	9.1%	
4	Disagree	00%	
5	Strongly Disagree	00%	



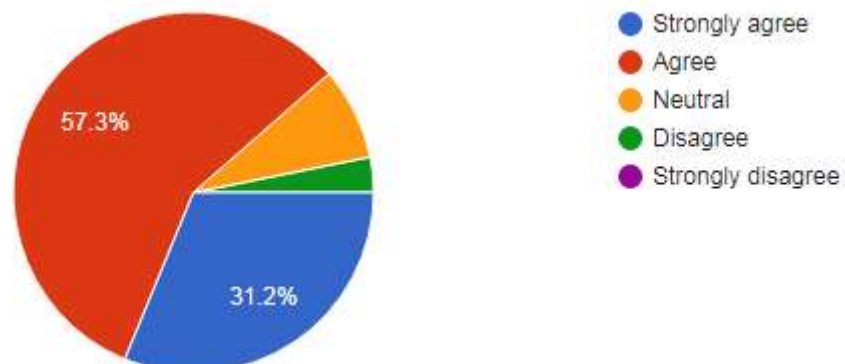
9. The teachers identify your strengths and encourage you with providing right level of challenges

Sr.			
1	Fully	65.1%	
2	Reasonably	20.9%	
3	Partially	10.0%	
4	Slightly	1.2%	
5	Unable to	2.8%	



10. Teacher encourage you to participate in extracurricular activities

Sr.			
1	Strongly Agree	31.2%	
2	Agree	57.3%	
3	Neutral	8.3%	
4	Disagree	3.2%	
5	Strongly Disagree	0%	



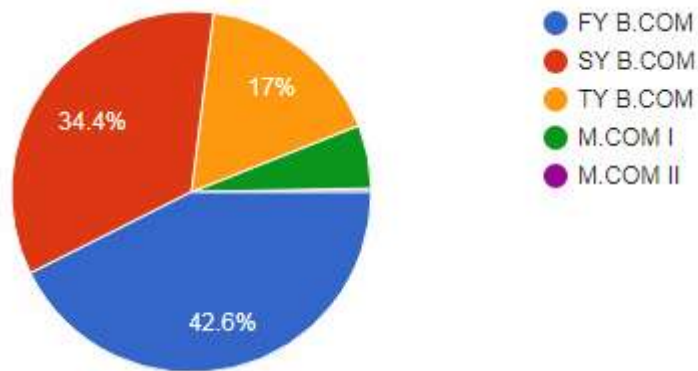
11. Give suggestion to improve the overall teaching- learning experience in your college

Students Satisfaction Survey Faculty of Commerce 2018-19

**Following questions for online student satisfaction survey
regarding teaching learning process.**

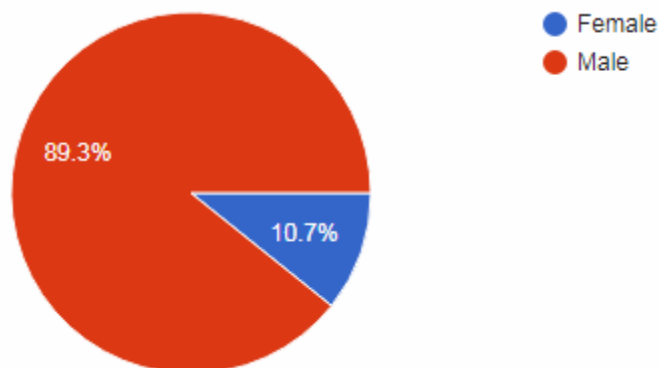
2. Class

	FY	SY	TY	I	II
B.Com.	42.6 %	34.4 %	17 %	5.7 %	



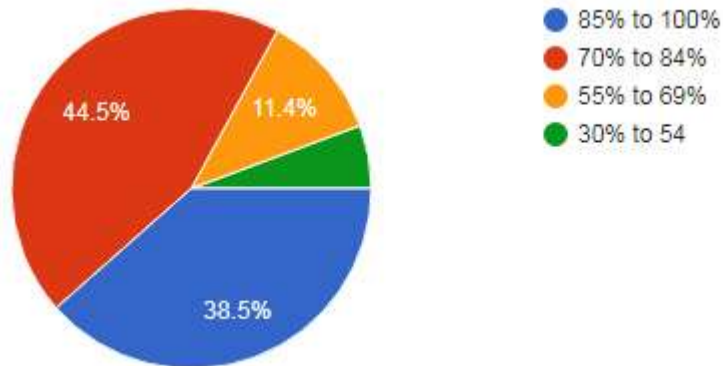
4. Gender

Sr.	Male	Female	Total
	89.3	10.7	



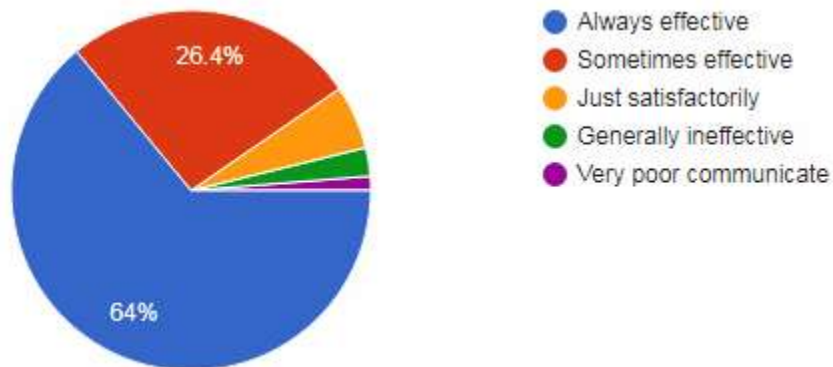
5. How much of syllabus was covered in the class

Sr.			
1	85% to 100%	38.5 %	
2	70% to 84%	44.5 %	
3	55% to 69%	11.4 %	
4	30% to 54	5.7 %	



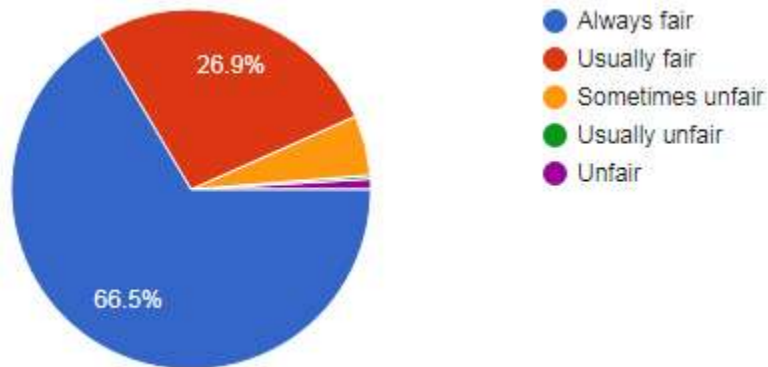
6. How well the teacher able to communicate?

Sr.			
1	Always effective	64.00 %	
2	Sometimes effective	26.4 %	
3	Just satisfactorily	5.7 %	
4	Generally ineffective	2.5 %	
5	Very poor communicate	1.3 %	



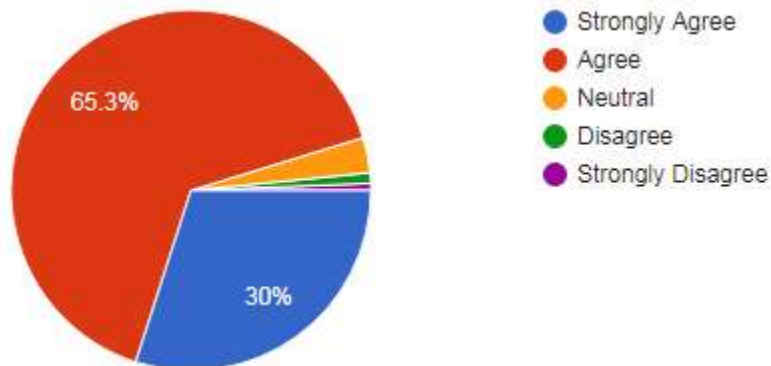
7. Fairness of the internal evaluation process by the teacher.

Sr.			
1	Always fair	66.5 %	
2	Usually fair	26.9 %	
3	Sometimes unfair	5.4 %	
4	Usually unfair	0	
5	Unfair	0.9 %	



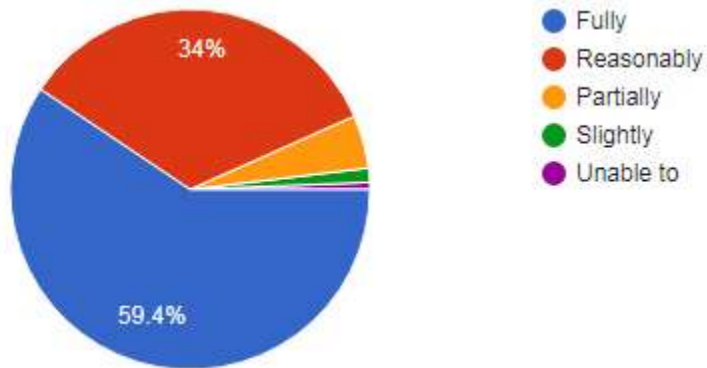
8. The institution provides multiple opportunities to learn and grow.

Sr.			
1	Strongly Agree	30 %	
2	Agree	65.3 %	
3	Neutral	3.2 %	
4	Disagree	0.9 %	
5	Strongly Disagree	0.6 %	



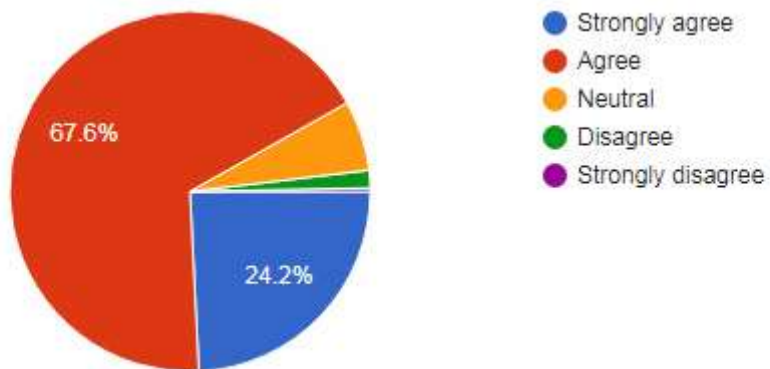
9. The teachers identify your strengths and encourage you with providing right level of challenges

Sr.			
1	Fully	59.4 %	
2	Reasonably	34.00 %	
3	Partially	4.8 %	
4	Slightly	1.3 %	
5	Unable to	0.6 %	



10. Teacher encourage you to participate in extracurricular activities

Sr.			
1	Strongly Agree	24.2 %	
2	Agree	67.6 %	
3	Neutral	6.3 %	
4	Disagree	1.6 %	
5	Strongly Disagree	0.3 %	



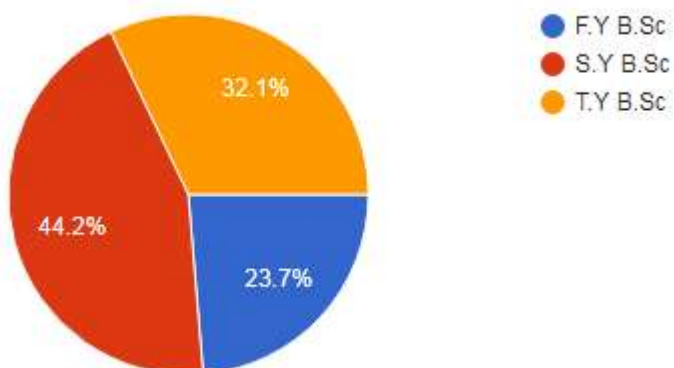
11. Give suggestion to improve the overall teaching- learning experience in your college

Students Satisfaction Survey Faculty of Science 2018-19

**Following questions for online student satisfaction survey
regarding teaching learning process.**

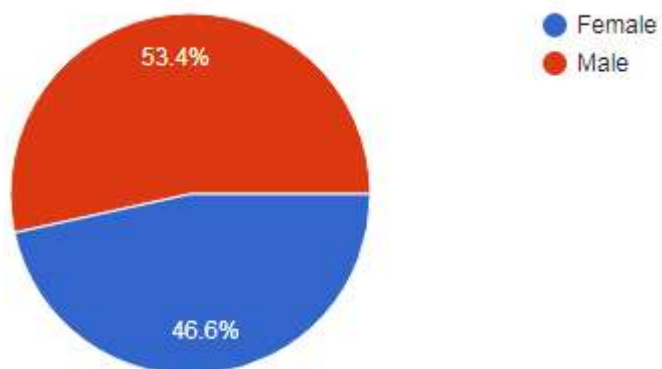
2. Class

	FY	SY	TY
B.Sc.	23.7 %	44.2 %	32.1 %



4. Gender

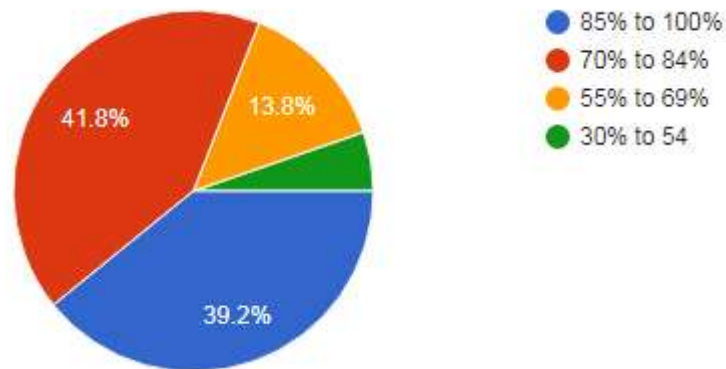
Sr.	Male	Female	Total
	46.6 %	53.4 %	



5. How much of syllabus was covered in the class

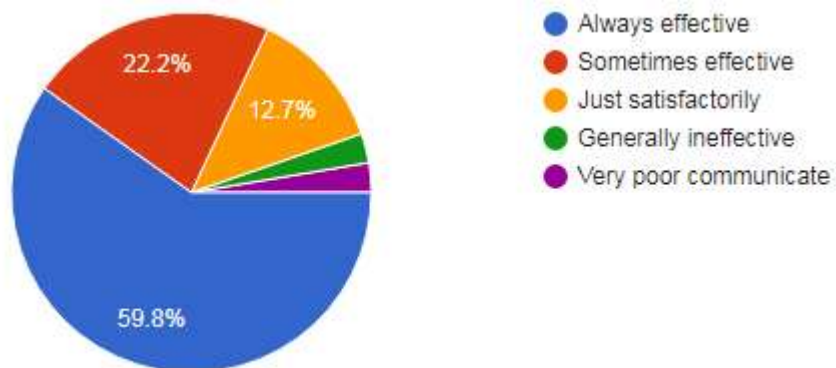
Sr.			

1	85% to 100%	39.2 %	
2	70% to 84%	41.8 %	
3	55% to 69%	13.8 %	
4	30% to 54	5.3 %	



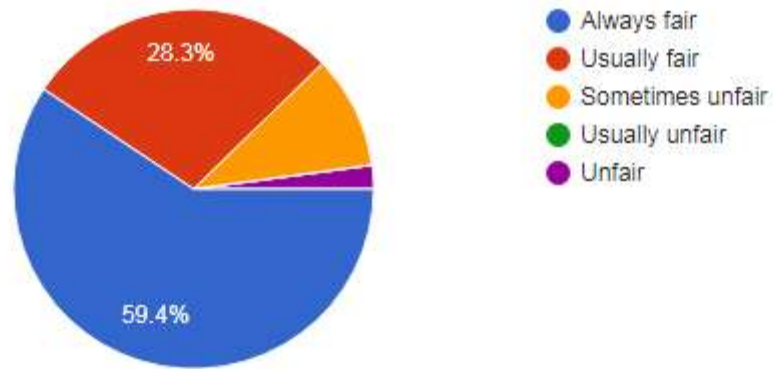
6. How well the teacher able to communicate?

Sr.			
1	Always effective	59.8 5	
2	Sometimes effective	22.2 %	
3	Just satisfactorily	12.7 %	
4	Generally ineffective	2.6 %	
5	Very poor communicate	2.6 %	



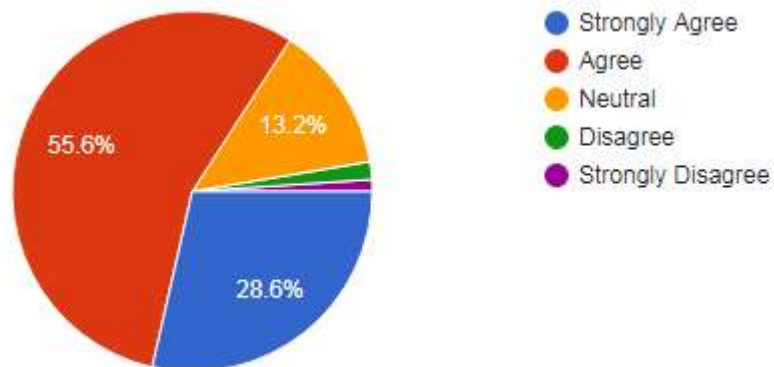
7. Fairness of the internal evaluation process by the teacher.

Sr.			
1	Always fair	59.4 %	
2	Usually fair	28.3 %	
3	Sometimes unfair	10.2 %	
4	Usually unfair	0 %	
5	Unfair	2.1 %	



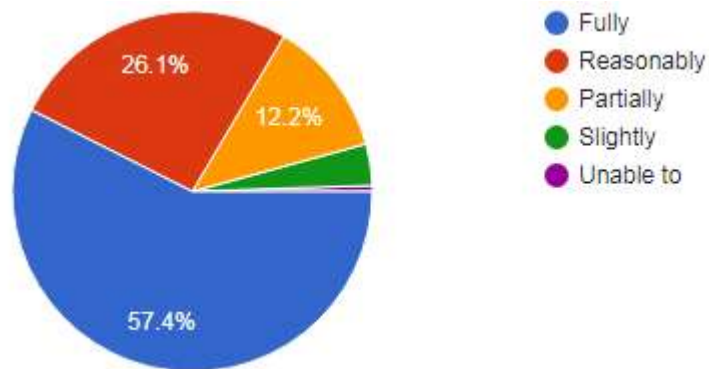
8. The institution provides multiple opportunities to learn and grow.

Sr.			
1	Strongly Agree	28.6 %	
2	Agree	55.6 %	
3	Neutral	13.2 %	
4	Disagree	1.6 5 %	
5	Strongly Disagree	1.1 %	



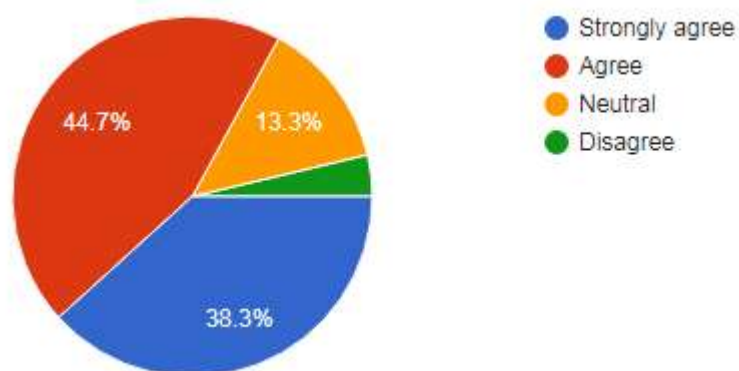
9. The teachers identify your strengths and encourage you with providing right level of challenges

Sr.			
1	Fully	57.4	5
2	Reasonably	26.1	%
3	Partially	12.2	%
4	Slightly	3.7	%
5	Unable to	0.5	5 %



10. Teacher encourage you to participate in extracurricular activities

Sr.			
1	Strongly Agree	38.3	%
2	Agree	44.7	%
3	Neutral	13.3	%
4	Disagree	3.7	%
5	Strongly Disagree	0	%



11. Give suggestion to improve the overall teaching- learning experience in your college