

MGV's Arts, Commerce & Science College, MalegaonCity.

Feedback Report 2020-2021

STUDENTS FEEDBACK

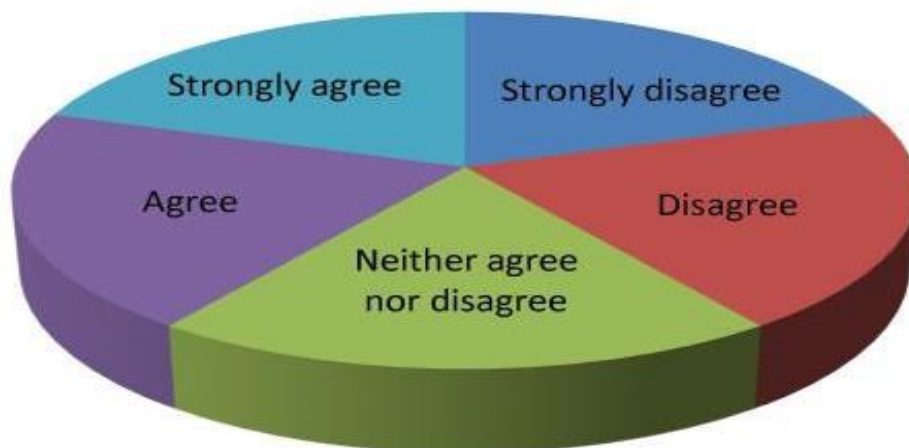
TEACHERS FEEDBACK

ALUMNI FEEDBACK

MAHATMA GANDHI VIDYA MANDIR'S

ARTS, COMMERCE & SCIENCE COLLEGE, MALEGAON CITY

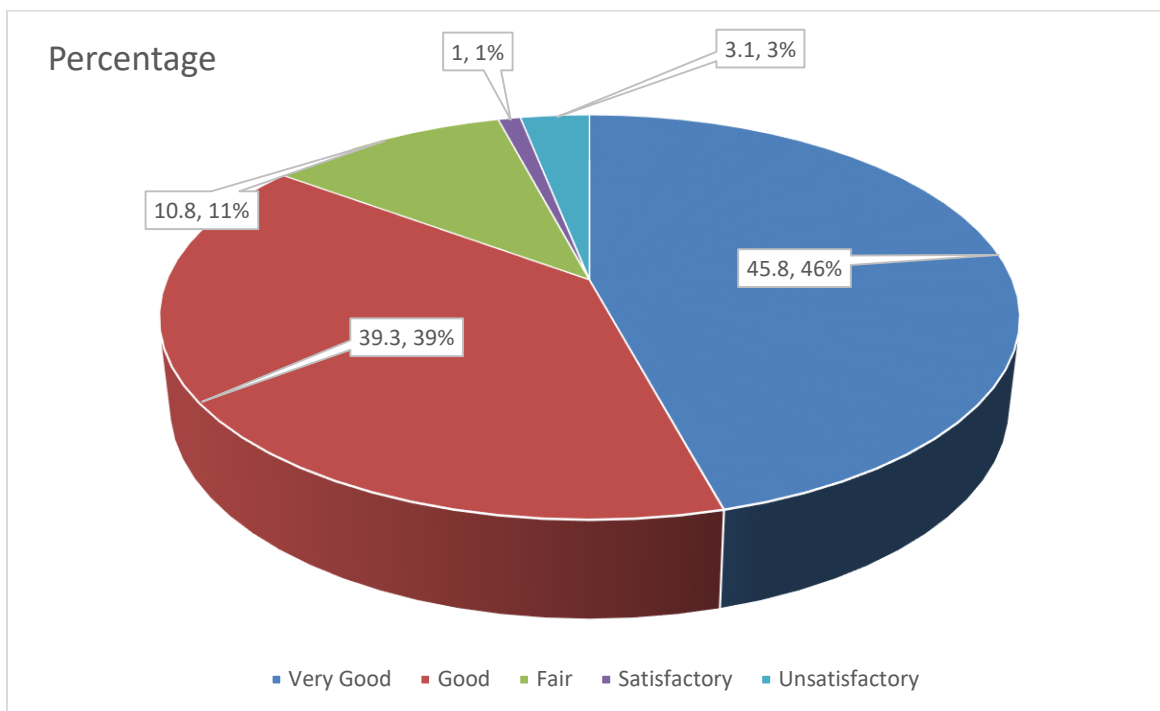
STUDENT'S FEED BACK – 2020-21



Curriculum, Teaching, Learning and Evaluation

1. Whether the teacher was punctual and regular to class

Responses	Very Good 1	Good 2	Fair 3	satisfactory 4	Unsatisfactory 5	Total
No. of Students	227	195	54	5	15	496
Percentage	45.8 %	39.30 %	10.80 %	1 %	3.10 %	100.00 %

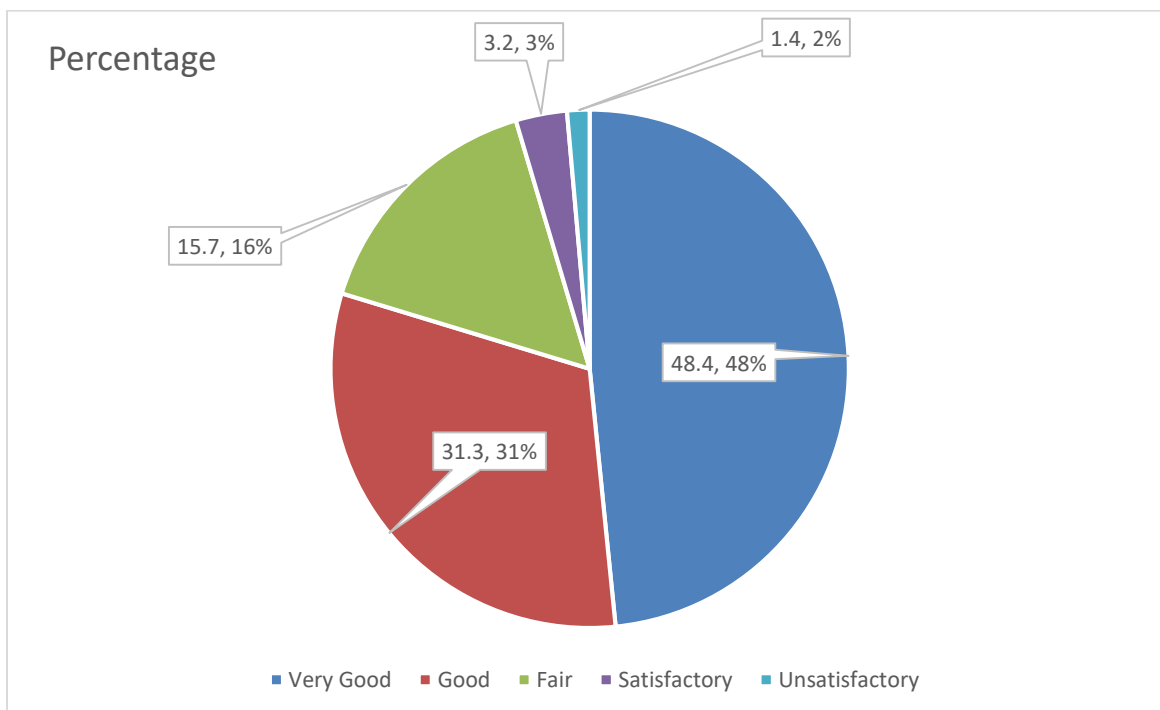


The data about punctuality and regularity of teacher shows the response as very good 45.80%, good 39.30%, fair 10.80%, satisfactory 1% and unsatisfactory 3.10%.


PRINCIPAL
 Arts', Commerce & Science
 College, Malegaon City (Nashik)

2. Concepts were explained well

Responses	Very Good 1	Good 2	Fair 3	satisfactory 4	Unsatisfactory 5	Total
No. of Students	240	155	78	16	7	496
Percentage	48.40 %	31.30 %	15.70 %	3.20 %	1.40 %	100.00 %

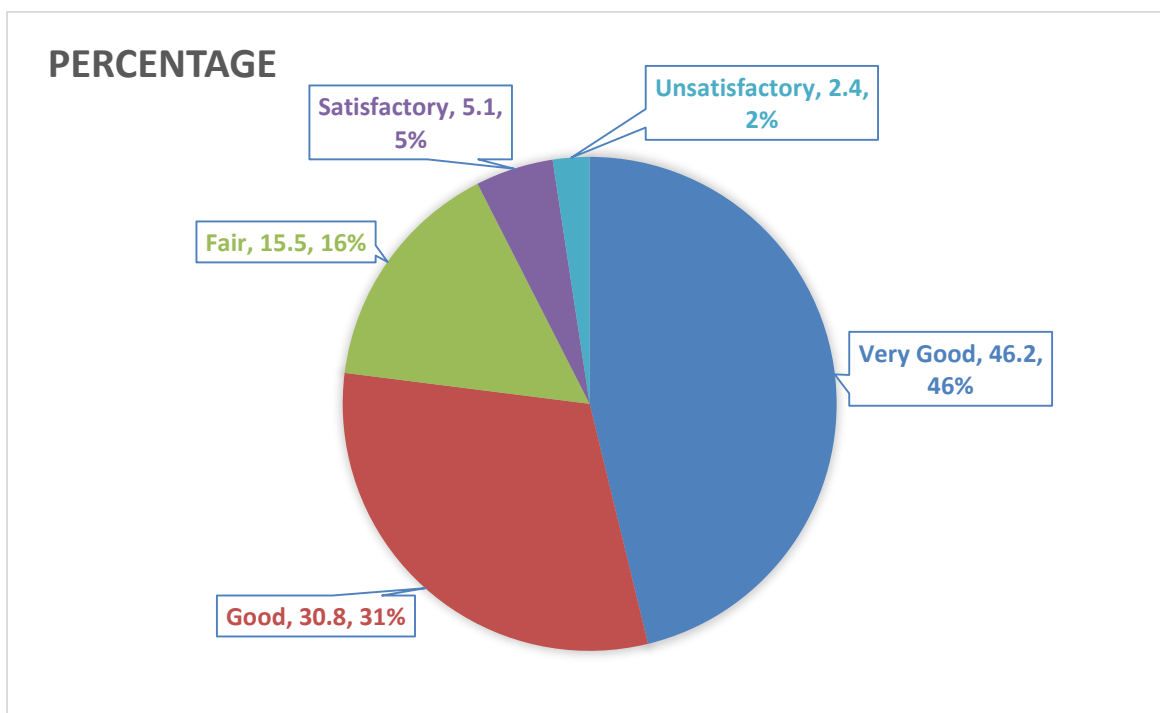


The data about well explained concepts indicates the response as very good 48.40%, good 31.30%, fair 15.70%, satisfactory 3.20% and unsatisfactory 1.40%.


PRINCIPAL
 Arts', Commerce & Science
 College, Malegaon City (Nashik)

3. Interest generated by the teacher

Responses	Very Good 1	Good 2	Fair 3	satisfactory 4	Unsatisfactory 5	Total
No. of Students	299	153	77	25	12	496
Percentage	46.20 %	30.80 %	15.50 %	5.10 %	2.40 %	100.00 %

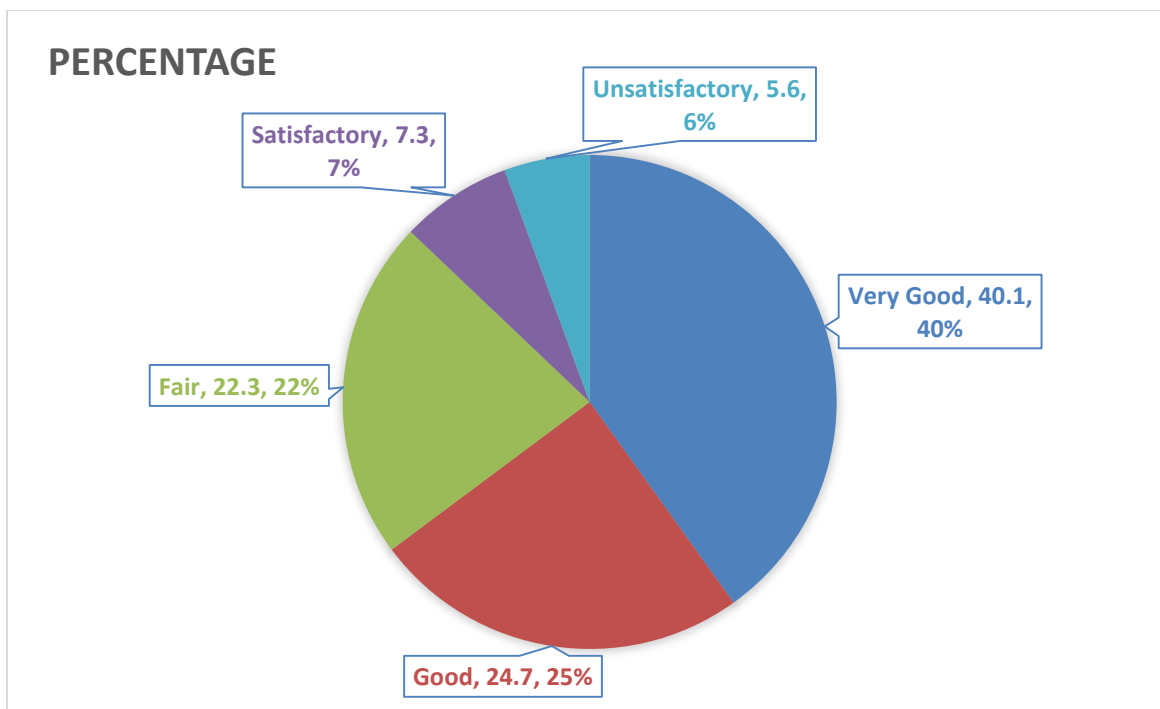


The data about interest generated by the teacher shows the response as very good 46.20%, good 30.80%, fair 15.50%, satisfactory 5.10% and unsatisfactory 2.40%.


PRINCIPAL
Arts', Commerce & Science
College, Malegaon City (Nashik)

4. Syllabus was completed in time

Responses	Very Good 1	Good 2	Fair 3	satisfactory 4	Unsatisfactory 5	Total
No. of Students	199	123	111	36	28	496
Percentage	40.10 %	24.70 %	22.30 %	7.30 %	5.60 %	100.00 %

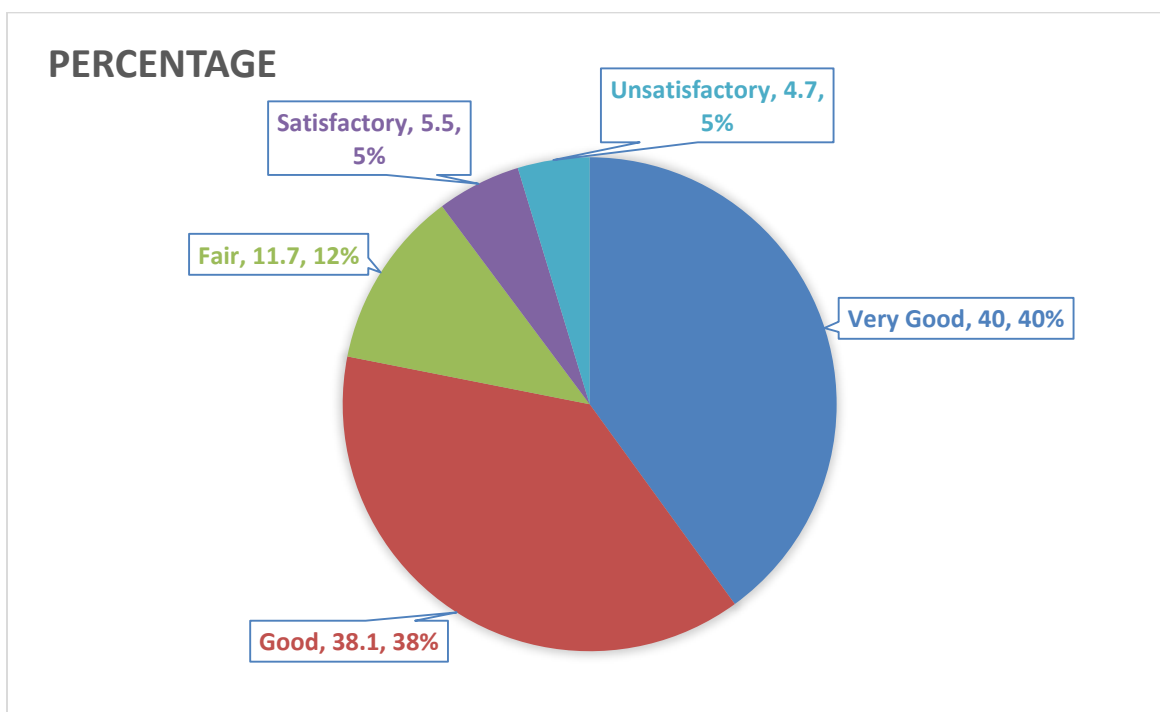


The data about in time syllabus completion shows the response as very good 40.10%, good 24.70%, fair 22.30%, satisfactory 7.30% and unsatisfactory 5.60%.


PRINCIPAL
 Arts', Commerce & Science
 College, Malegaon City (Nashik)

5. The Teacher was Easily Available

Responses	Very Good 1	Good 2	Fair 3	Satisfactory 4	Unsatisfactory 5	Total
No. of Students	198	189	58	27	23	496
Percentage	40 %	38.10 %	11.70 %	5.50 %	4.70 %	100.00 %

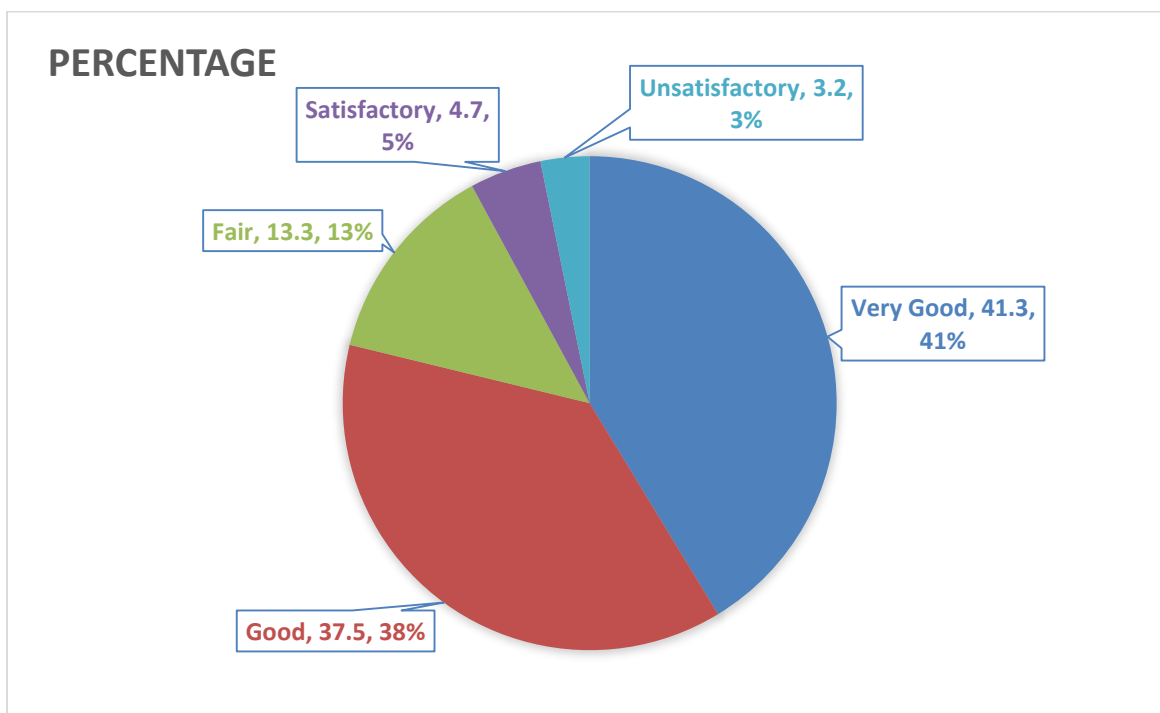


The data about easy availability of teacher shows the response as very good 40%, good 38.10%, fair 11.70%, satisfactory 5.50% and unsatisfactory 4.70%.


PRINCIPAL
 Arts', Commerce & Science
 College, Malegaon City (Nashik)

6. My satisfaction with the course is

Responses	Very Good 1	Good 2	Fair 3	satisfactory 4	Unsatisfactory 5	Total
No. of Students	205	186	66	23	16	496
Percentage	41.30%	37.50 %	13.30 %	4.70 %	3.20 %	100.00 %

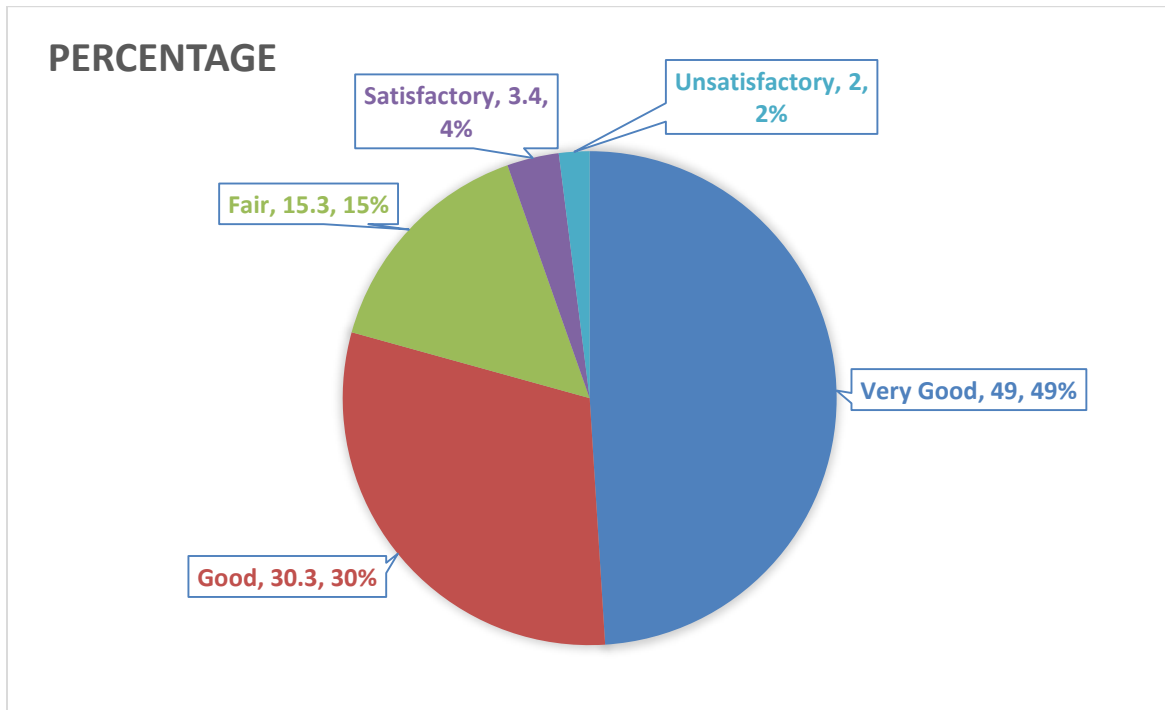


The data about student's satisfaction with course shows the response as very good 41.30%, good 37.50%, fair 13.30%, satisfactory 4.70% and unsatisfactory 3.20%.


PRINCIPAL
 Arts', Commerce & Science
 College, Malegaon City (Nashik)

7. Overall rating

Responses	Very Good 1	Good 2	Fair 3	satisfactory 4	Unsatisfactory 5	Total
No. of Students	243	150	76	17	10	496
Percentage	49.00 %	30.30 %	15.30 %	3.40 %	2.00 %	100.00 %



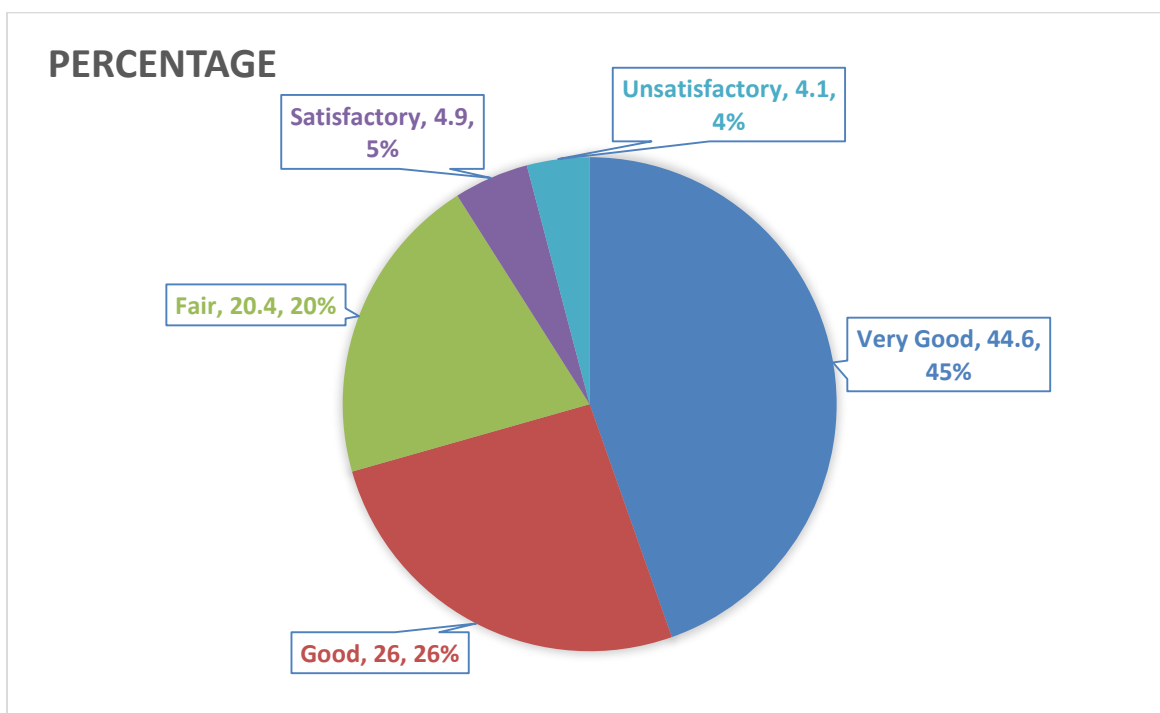
The data about overall rating shows the response as very good 49.00%, good 30.30%, fair 15.30%, satisfactory 3.4% and unsatisfactory 2.00%.


PRINCIPAL
Arts', Commerce & Science
College, Malegaon City (Nashik)

Student's Feedback 2020-2021 about College

1. Physical infrastructure of the college

Responses	Very Good 1	Good 2	Fair 3	satisfactory 4	Unsatisfactory 5	Total
No. of Students	221	129	101	24	20	496
Percentage	44.60 %	26.00 %	20.40 %	4.90 %	4.10 %	100.00 %

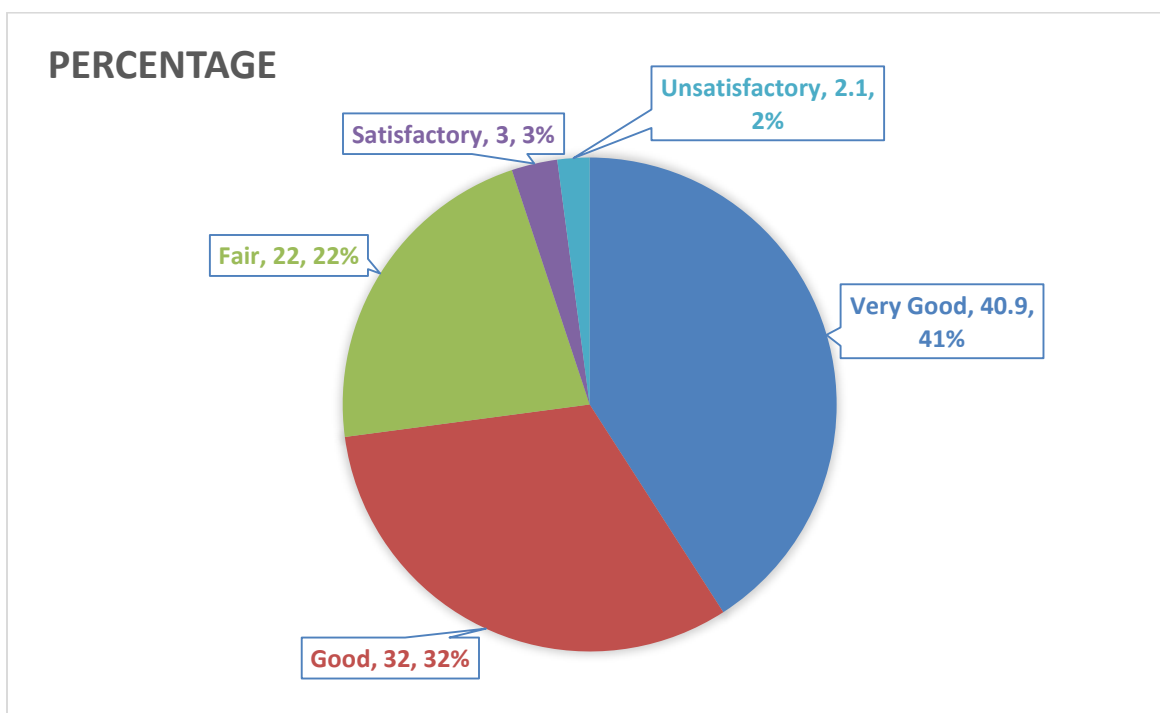


The data about infrastructure of college shows the response as very good 44.60%, good 26.00%, fair 20.40%, satisfactory 4.90% and unsatisfactory 4.10%.


PRINCIPAL
Arts', Commerce & Science
College, Malegaon City (Nashik)

2. Reading material and Journals are available in the college library

Responses	Very Good 1	Good 2	Fair 3	satisfactory 4	Unsatisfactory 5	Total
No. of Students	203	159	109	15	10	496
Percentage	40.90 %	32.00 %	22.00 %	3.00 %	2.10 %	100.00 %

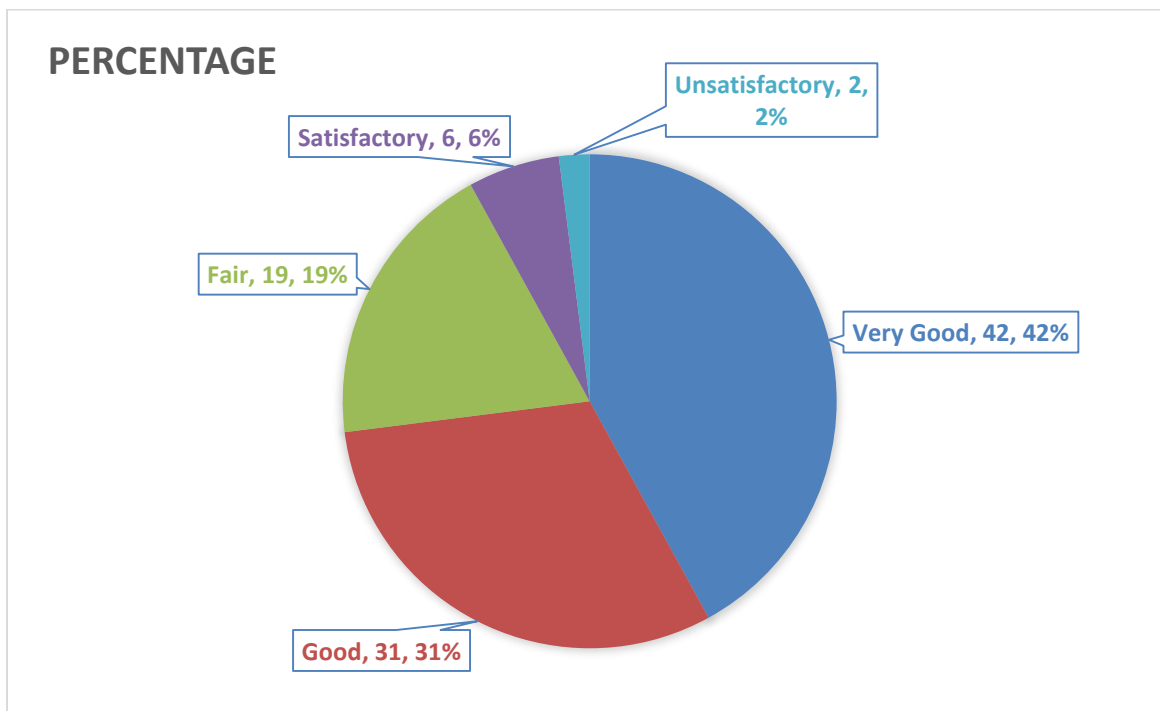


The data about reading material and journals available in college library shows the response as very good 40.90%, good 32%, fair 22%, satisfactory 3% and unsatisfactory 3.10%.


PRINCIPAL
Arts', Commerce & Science
College, Malegaon City (Nashik)

3. Support and assistance of the library staff

Responses	Very Good 1	Good 2	Fair 3	satisfactory 4	Unsatisfactory 5	Total
No. of Students	208	154	94	30	10	496
Percentage	42.00 %	31 %	19 %	6 %	2 %	100.00 %

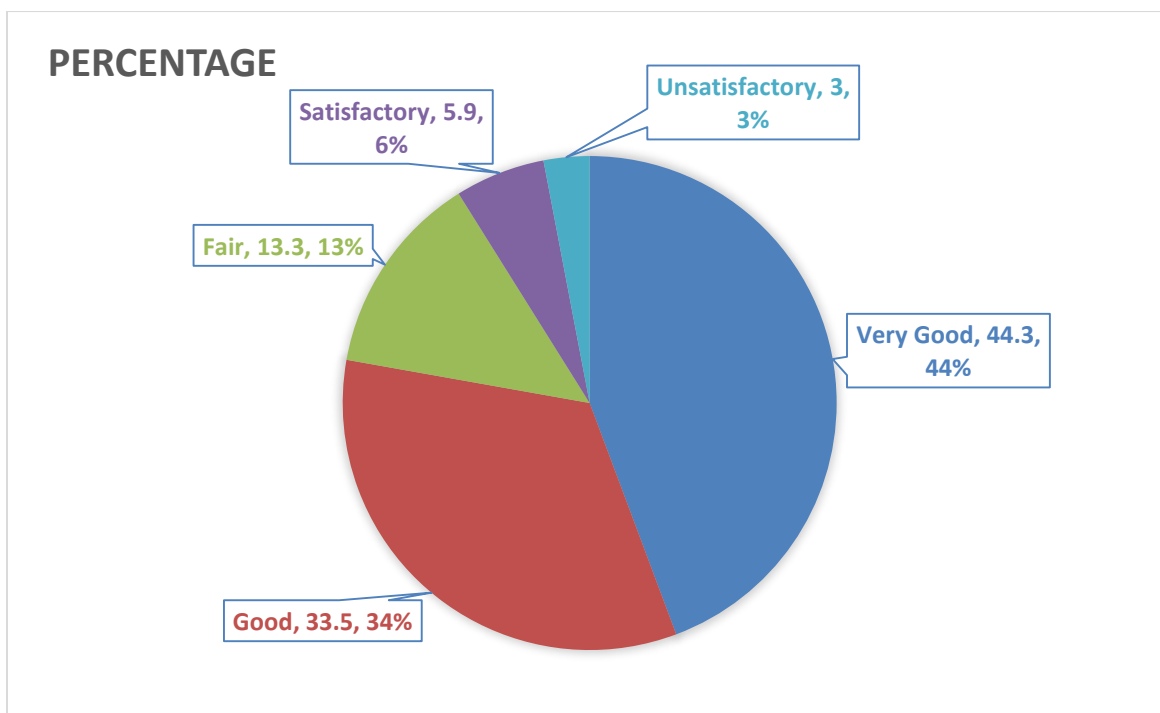


The data about the support and assistance of library staff shows the response as very good 42%, good 31%, fair 19%, satisfactory 6% and unsatisfactory 2%.


PRINCIPAL
 Arts', Commerce & Science
 College, Malegaon City (Nashik)

4. Support and assistance of the office staff of the college

Responses	Very Good 1	Good 2	Fair 3	satisfactory 4	Unsatisfactory 5	Total
No. of Students	220	166	66	29	15	496
Percentage	44.30%	33.50 %	13.30%	5.90 %	3.0 %	100.00 %

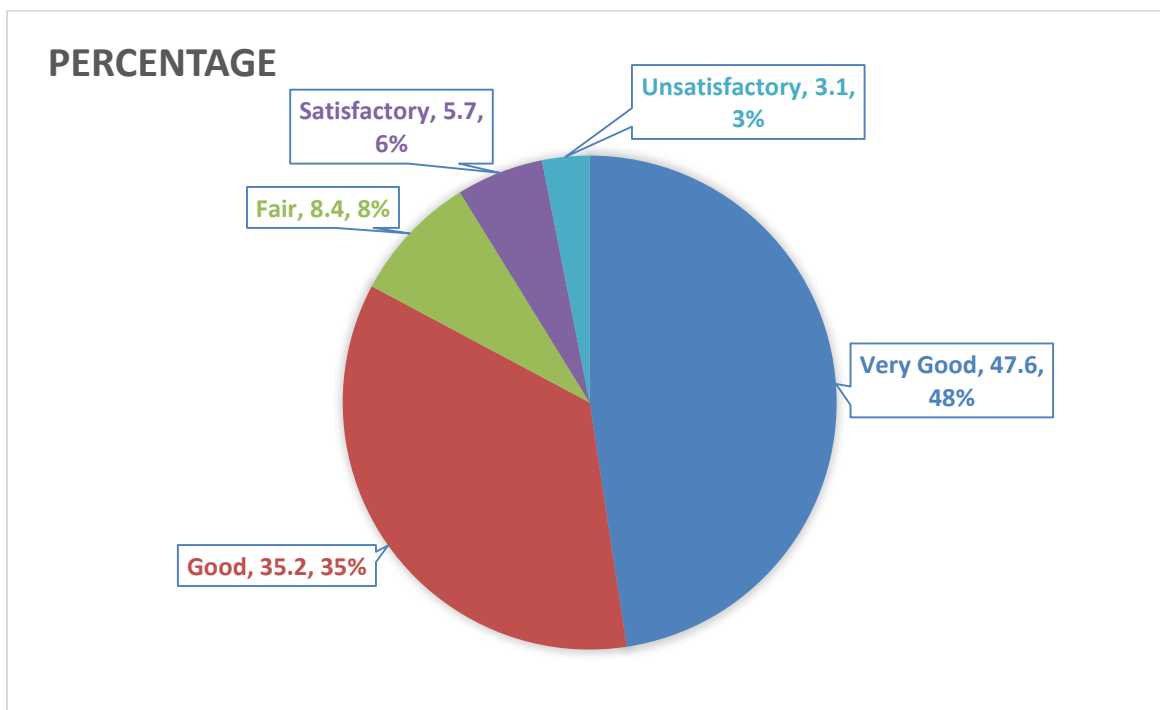


The data about the support and assistance of the office staff of the college shows the response as very good 44.30% good 33.5%, fair 13.30%, satisfactory 5.9% and unsatisfactory 3.0%.


PRINCIPAL
Arts', Commerce & Science
College, Malegaon City (Nashik)

5. Girls common room (Only for female students)

Responses	Very Good 1	Good 2	Fair 3	satisfactory 4	Unsatisfactory 5	Total
No. of Students	200	148	35	24	13	420
Percentage	47.60 %	35.20 %	8.40 %	5.70 %	3.10 %	100.00 %

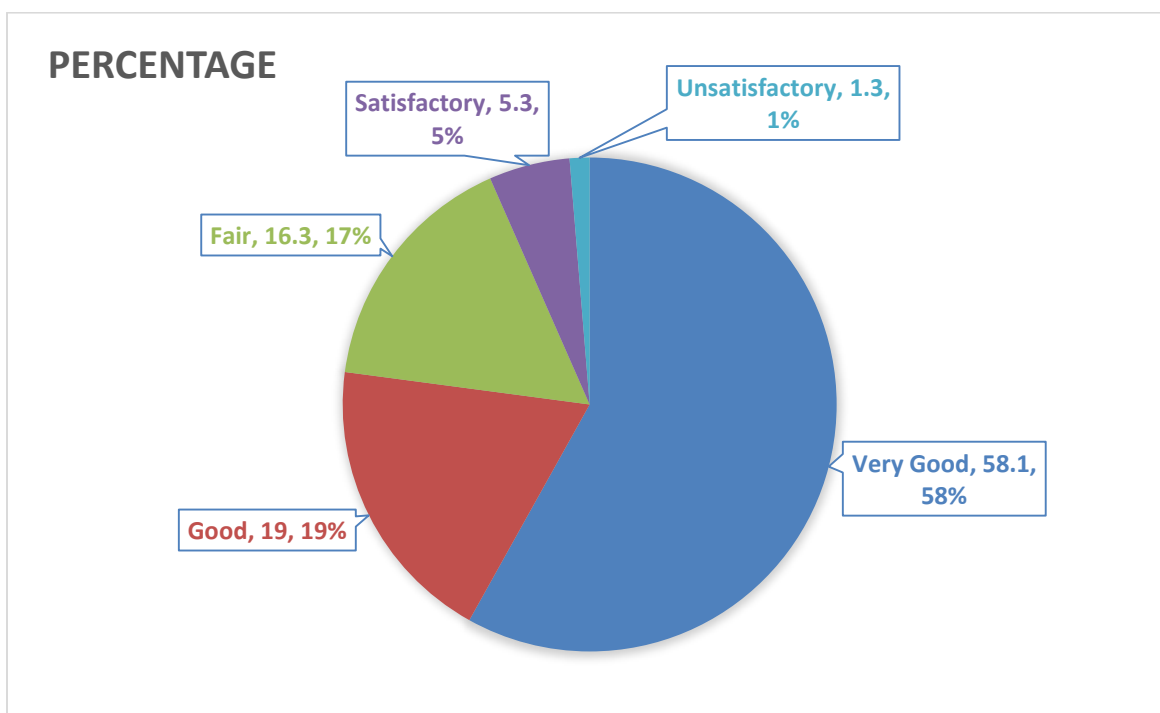


The data about the support and assistance of the office staff of the college shows the response as very good 47.60% good 35.2%, fair 8.40%, satisfactory 5.70% and unsatisfactory 3.10%.


PRINCIPAL
 Arts', Commerce & Science
 College, Malegaon City (Nashik)

6. Amenities and assistance provided at the college sports ground)

Responses	Very Good 1	Good 2	Fair 3	satisfactory 4	Unsatisfactory 5	Total
No. of Students	288	94	81	26	6	496
Percentage	58.10 %	19 %	16.30 %	5.30%	1.30 %	100.00 %

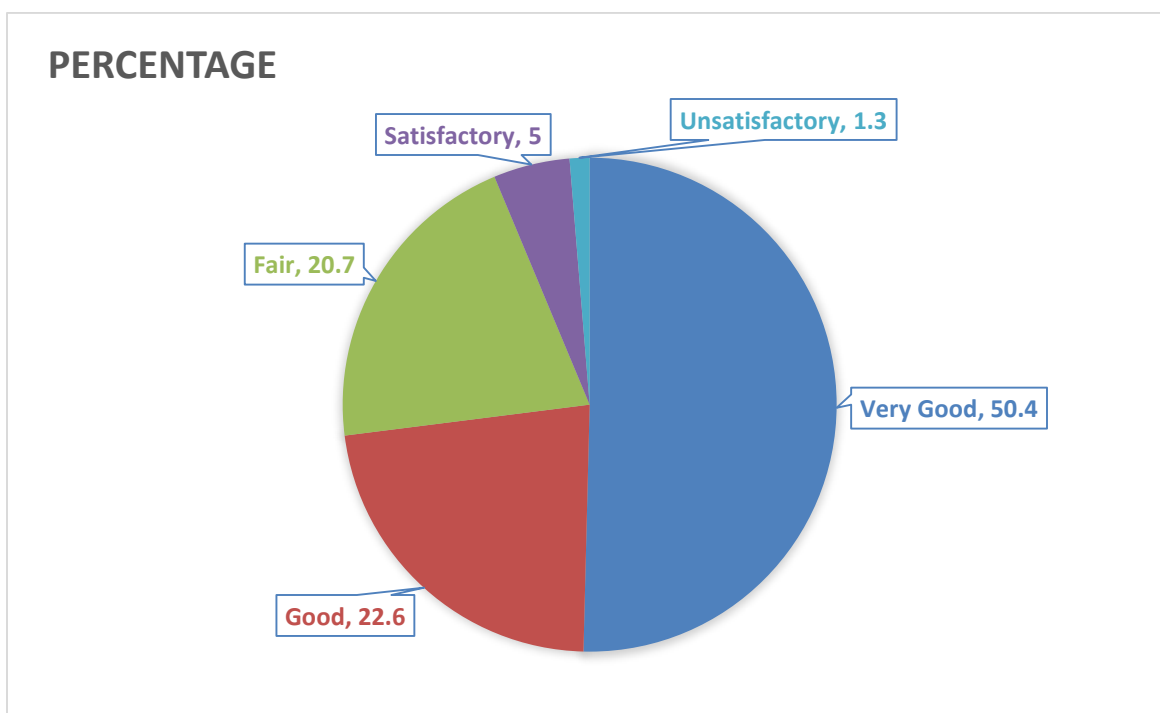


The data about amenities and assistance provided at the college sports ground shows the response as very good 58.10%, good 19%, fair 16.3%, satisfactory 5.3% and unsatisfactory 1.30%.


PRINCIPAL
Arts', Commerce & Science
College, Malegaon City (Nashik)

7. Fulfilling the duties and responsibilities of Grievance (Complaint) Redressal committee

Responses	Very Good 1	Good 2	Fair 3	satisfactory 4	Unsatisfactory 5	Total
No. of Students	250	112	103	25	6	496
Percentage	50.40%	22.60 %	20.70 %	5 %	1.30 %	100.00 %

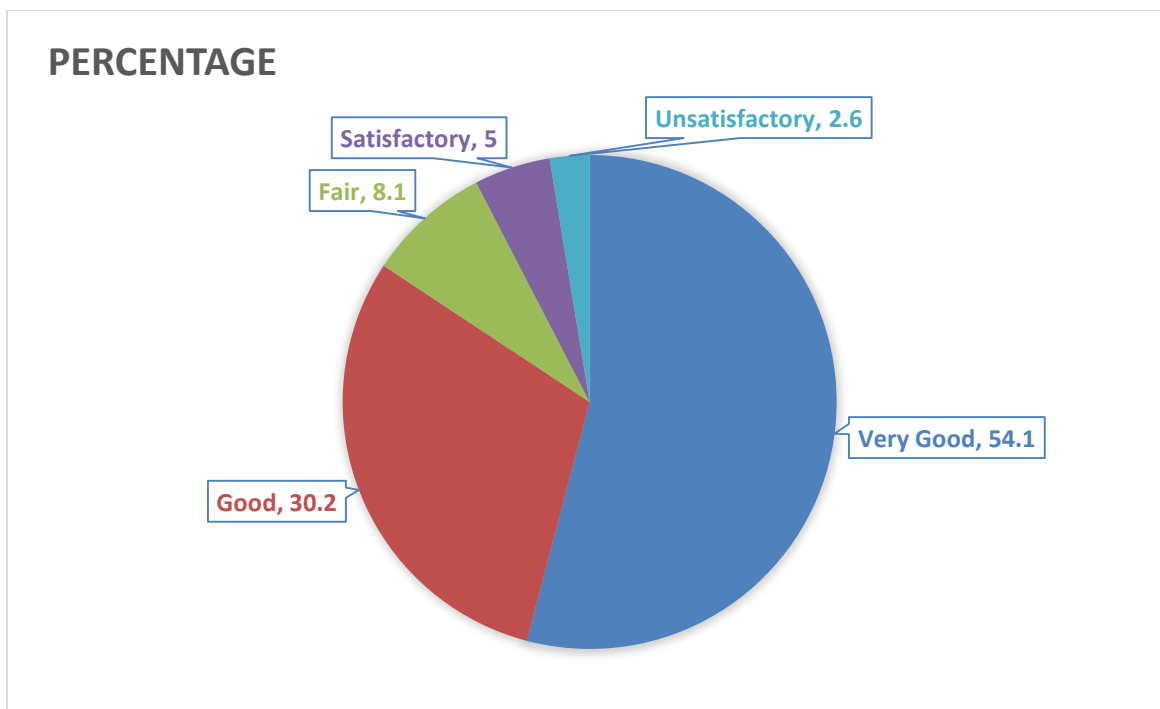


The data about the duties and responsibilities of grievance redressal committee shows the response as very good 50.40%, good 22.60%, fair 20.70%, satisfactory 5% and unsatisfactory 1.30%.


PRINCIPAL
 Arts', Commerce & Science
 College, Malegaon City (Nashik)

8. Drinking water facilities

Responses	Very Good 1	Good 2	Fair 3	satisfactory 4	Unsatisfactory 5	Total
No. of Students	268	150	40	25	13	496
Percentage	54.10 %	30.20 %	8.10 %	5 %	2.60 %	100.00 %

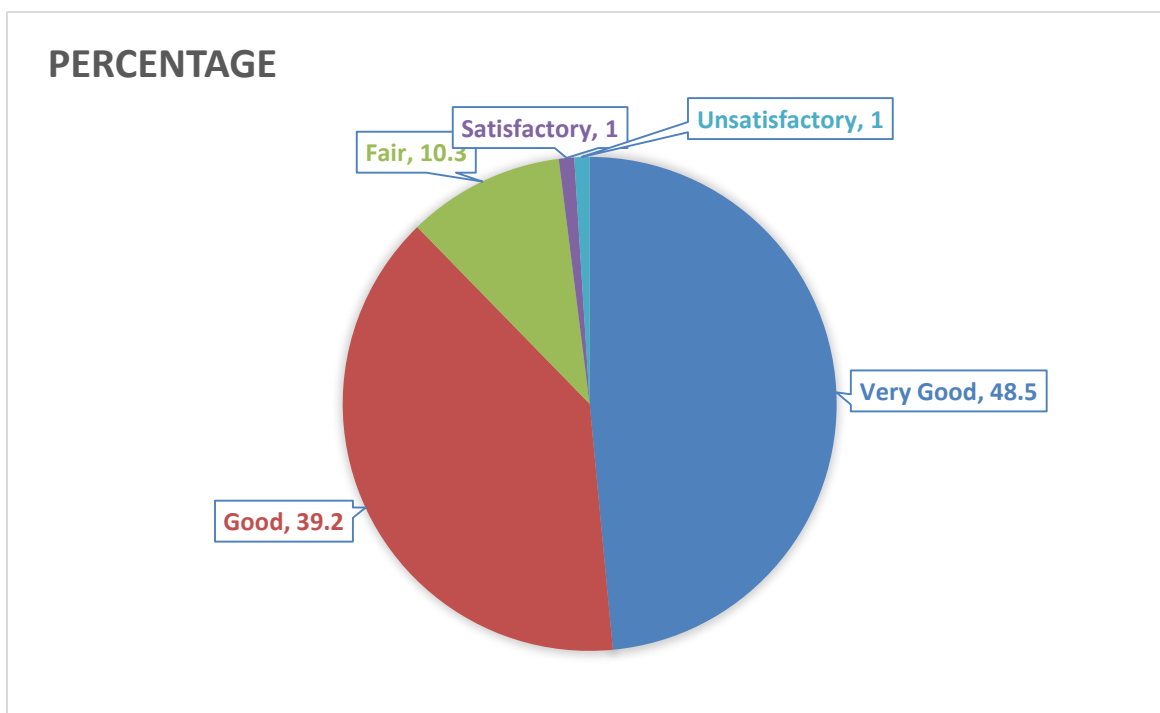


The data about drinking water facility shows the response as very good 54.10%, good 30.20%, fair 8.10%, satisfactory 5% and unsatisfactory 2.60 %.


PRINCIPAL
 Arts', Commerce & Science
 College, Malegaon City (Nashik)

9. Cleanliness and maintenance of college premises

Responses	Very Good 1	Good 2	Fair 3	satisfactory 4	Unsatisfactory 5	Total
No. of Students	241	194	51	5	5	496
Percentage	48.50%	39.20 %	10.30%	1 %	1 %	100.00 %

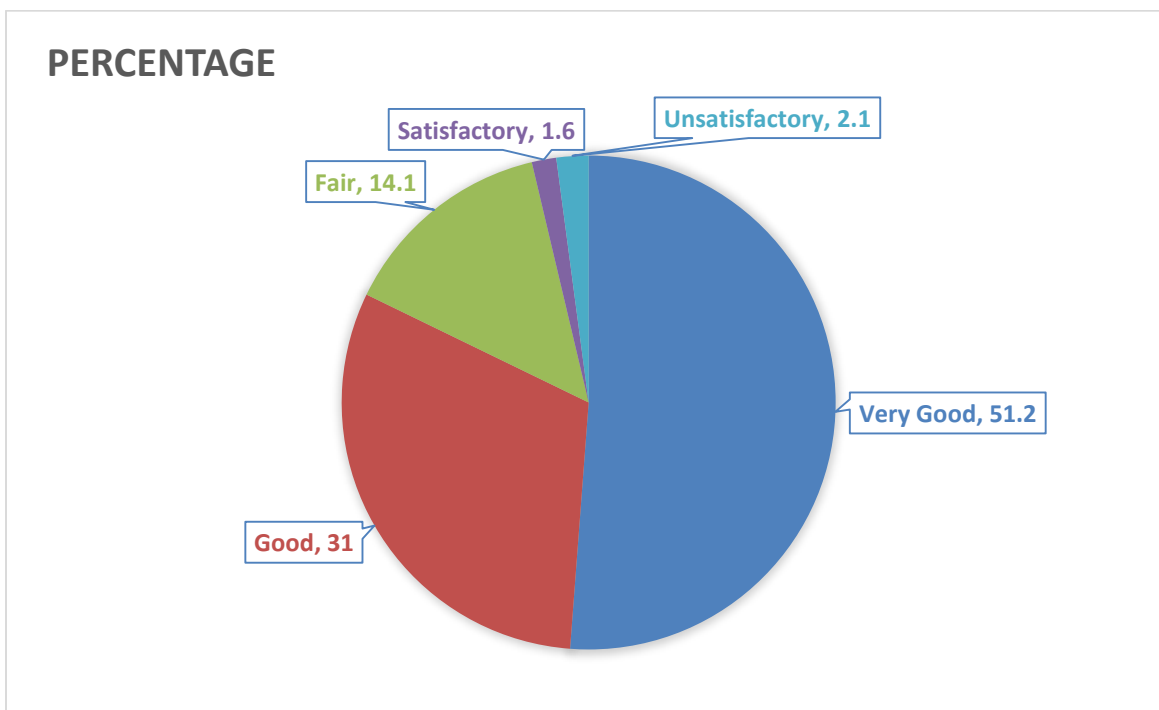


The data about cleanliness and maintenance of college premises shows the response as very good 48.50%, good 39.20%, fair 10.30%, satisfactory 1% and unsatisfactory 1%.


PRINCIPAL
 Arts', Commerce & Science
 College, Malegaon City (Nashik)

10. Curricular activities conducted in college

Responses	Very Good 1	Good 2	Fair 3	satisfactory 4	Unsatisfactory 5	Total
No. of Students	254	154	70	8	10	496
Percentage	51.20%	31 %	14.10%	1.60 %	2.10 %	100.00 %

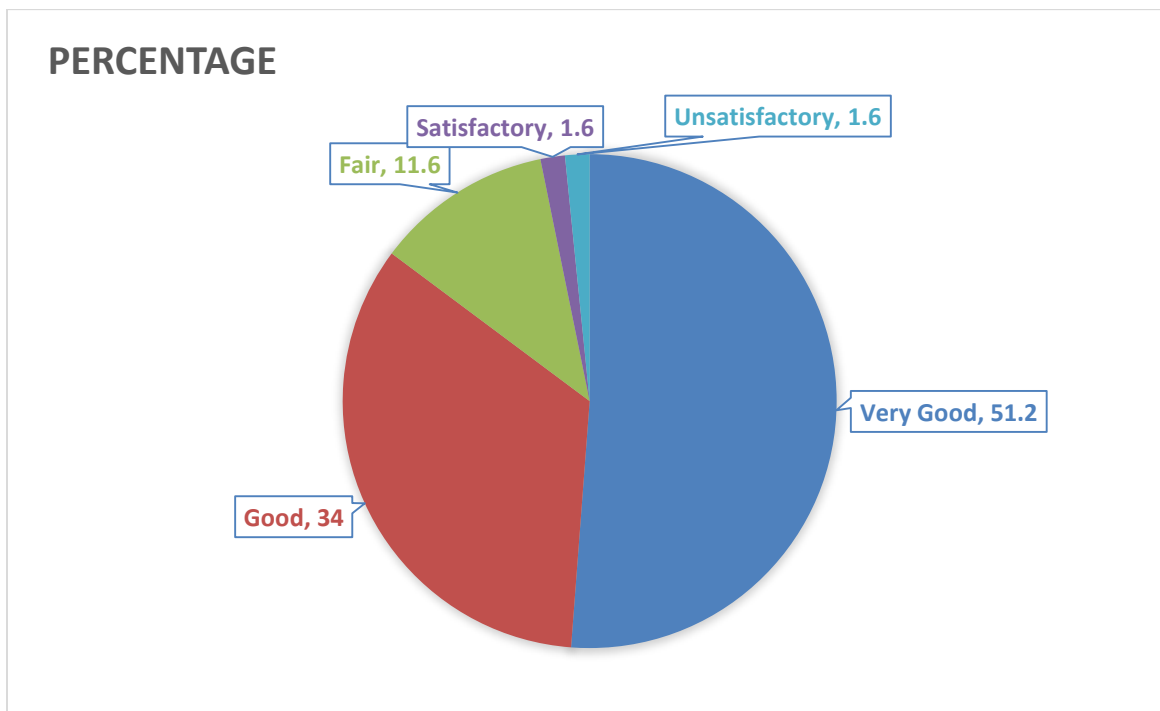


The data about curricular activities conducted in college shows the response as very good 51.20%, good 31%, fair 14.10%, satisfactory 1.60% and unsatisfactory 2.10%.


PRINCIPAL
 Arts', Commerce & Science
 College, Malegaon City (Nashik)

11. Extra-curricular activities conducted in college

Responses	Very Good 1	Good 2	Fair 3	satisfactory 4	Unsatisfactory 5	Total
No. of Students	254	169	58	8	8	496
Percentage	51.20%	34%	11.60%	1.60 %	1.60 %	100.00 %

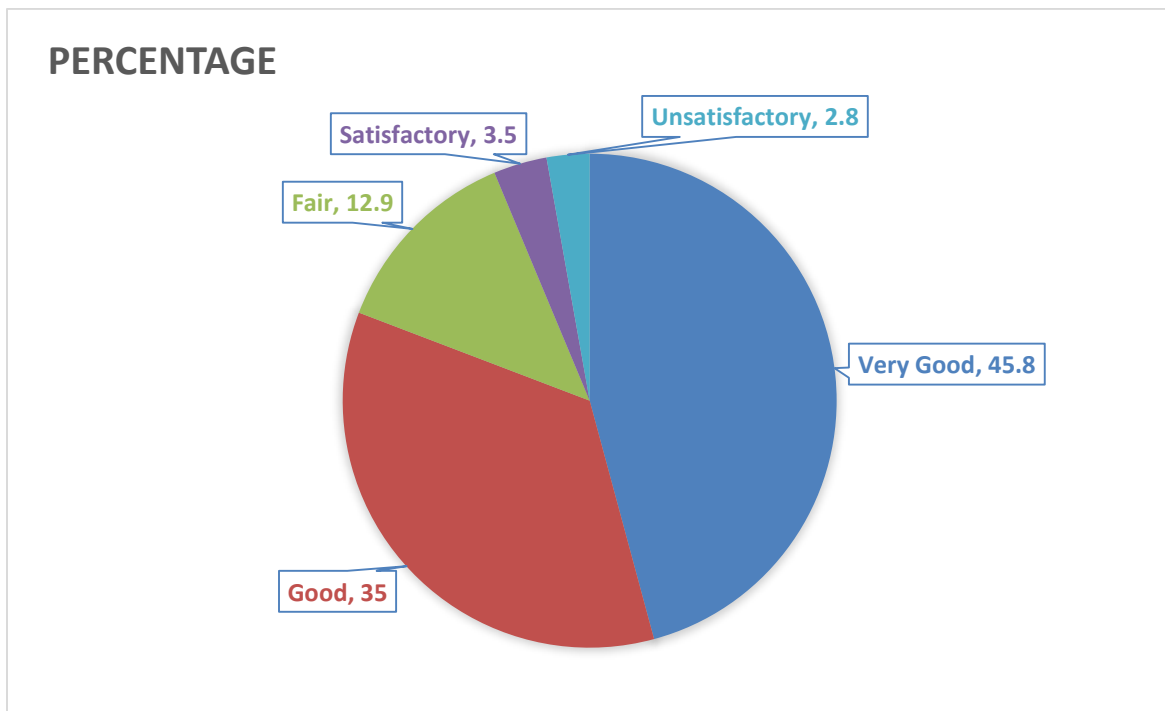


The data about extra-curricular activities conducted in college shows the response as very good 51.20%, good 34%, fair 11.60%, satisfactory 1.60% and unsatisfactory 1.60%.


PRINCIPAL
Arts', Commerce & Science
College, Malegaon City (Nashik)

12. Overall rating

Responses	Very Good 1	Good 2	Fair 3	satisfactory 4	Unsatisfactory 5	Total
No. of Students	227	174	64	17	14	496
Percentage	45.80 %	35 %	12.90%	3.50 %	2.8 %	100.00 %



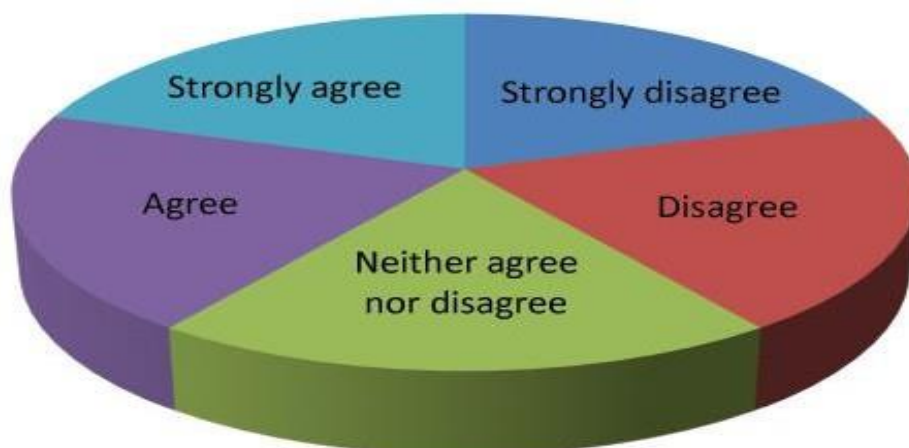
The data about overall rating shows the response as very good 45.80%, good 35%, fair 12.90%, satisfactory 3.50% and unsatisfactory 2.80%.


PRINCIPAL
Arts', Commerce & Science
College, Malegaon City (Nashik)

MAHATMA GANDHI VIDYA MANDIR'S

ARTS, COMMERCE & SCIENCE COLLEGE, MALEGAON CITY

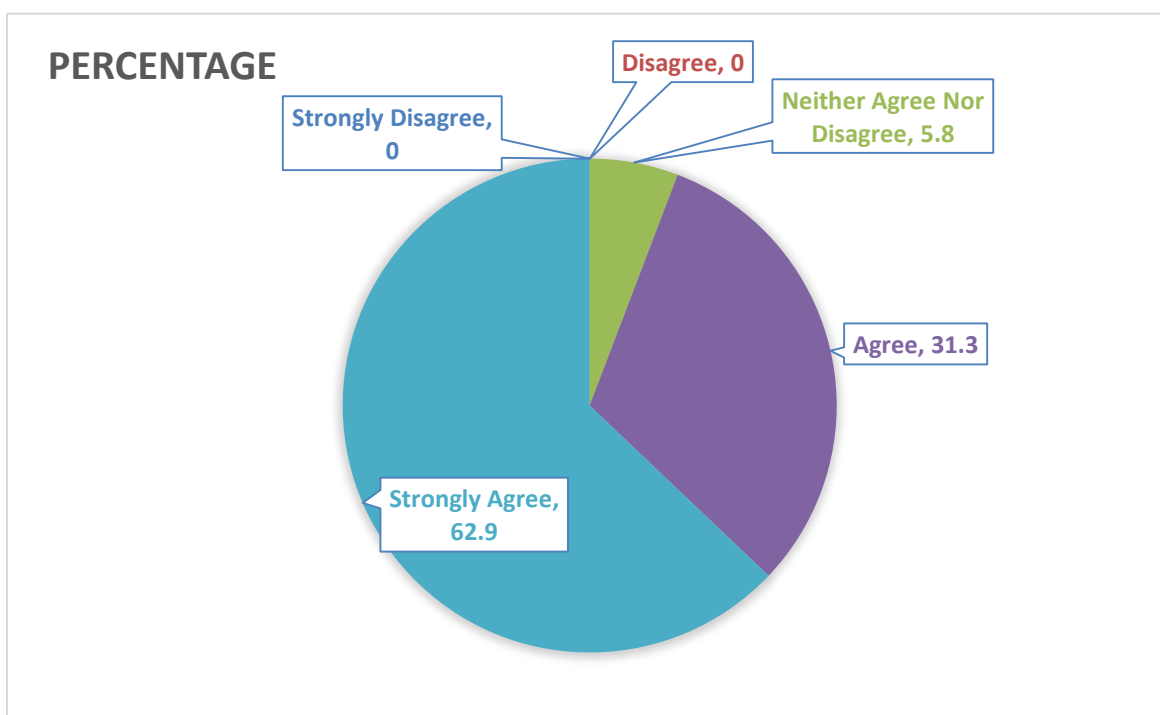
TEACHER'S FEED BACK – 2020-21



Curriculum, Teaching, Learning and Evaluation

1. Syllabus is effective to the course

Responses	Strongly disagree 1	disagree 2	Neither agree nor disagree 3	Agree 4	Strongly agree 5	Total
No. of teachers	0	0	2	11	22	35
Percentage	0%	0 %	5.80%	31.3%	62.90 %	100.00 %

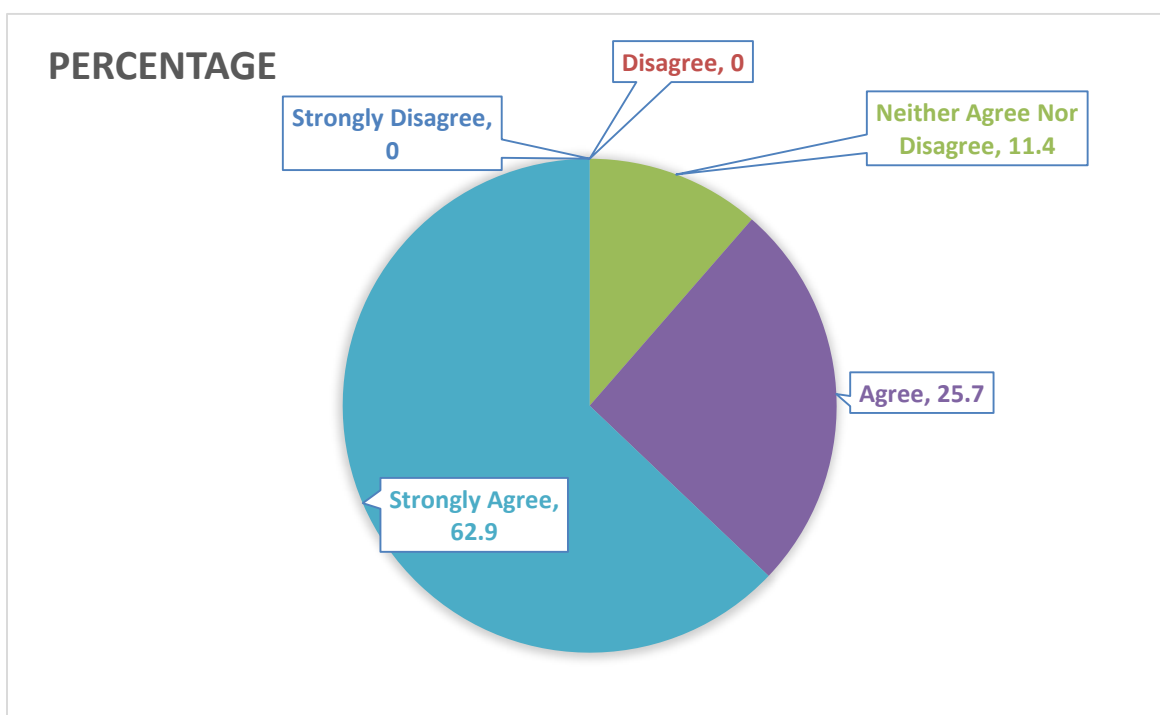


The data about effectiveness of syllabus on course shows the response as strongly disagree 0%, disagree 0%, neither agree nor disagree 5.80%, agree 31.30%, and strongly agree 62.90%.


PRINCIPAL
 Arts', Commerce & Science
 College, Malegaon City (Nashik)

2. Syllabus was framed on “need based” objectives

Responses	Strongly disagree 1	disagree 2	Neither agree nor disagree 3	Agree 4	Strongly agree 5	Total
No. of teachers	0	0	4	9	22	35
Percentage	0%	0%	11.4%	25.70%	62.90%	100.00 %

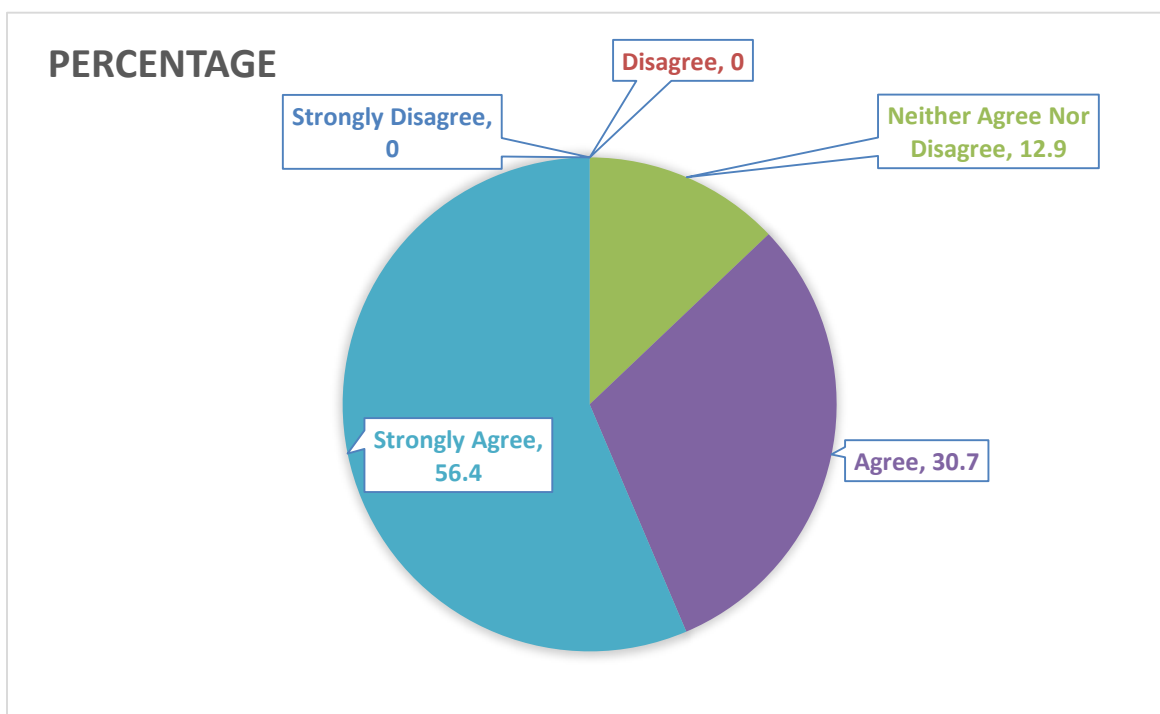


The data about syllabus framed on need-based objectives shows the response as strongly disagree 0%, disagree 0%, neither agree nor disagree 11.4%, agree 25.70% and strongly agree 62.90%.


PRINCIPAL
 Arts', Commerce & Science
 College, Malegaon City (Nashik)

3. The Syllabus has clear and well stated Aims and objectives.

Responses	Strongly disagree 1	disagree 2	Neither agree nor disagree 3	Agree 4	Strongly agree 5	Total
No. of teachers	0	0	5	11	20	35
Percentage	0%	0%	12.90%	30.70%	56.40%	100.00 %

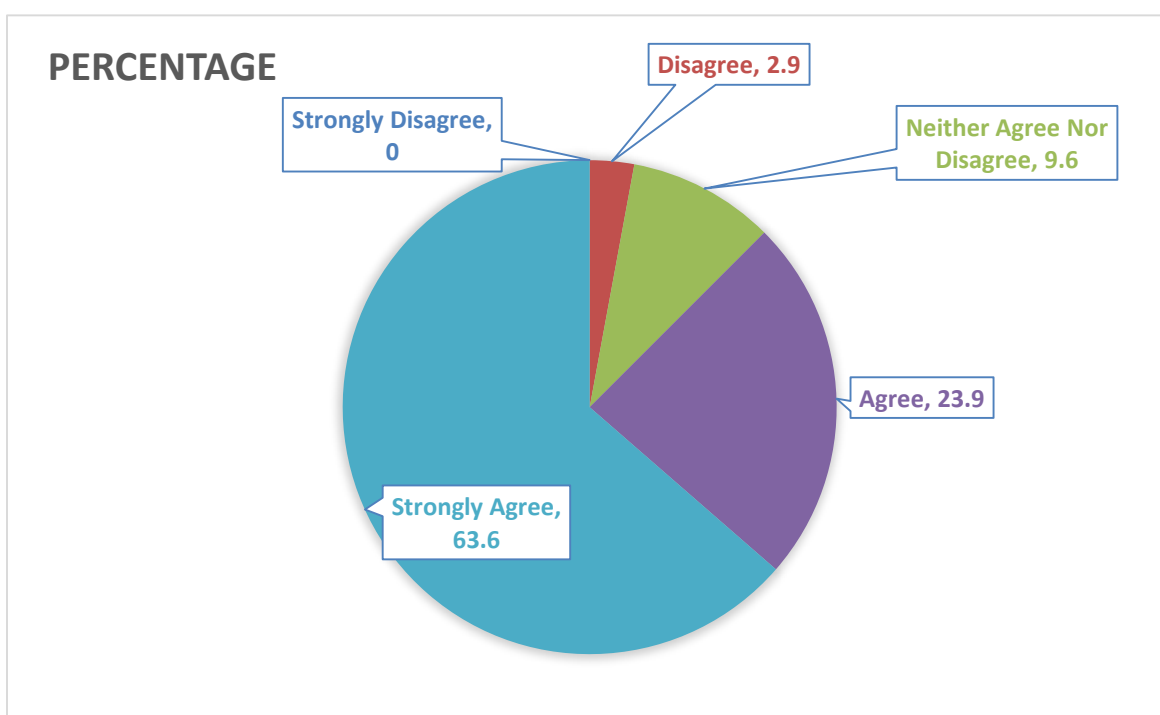


The data about the syllabus has clear and well stated aims and objectives shows the response as strongly disagree 0%, disagree 0%, neither agree nor disagree 12.90%, agree 30.70% and strongly agree 56.40%.


PRINCIPAL
 Arts', Commerce & Science
 College, Malegaon City (Nashik)

4. The aims and objectives can be achieved.

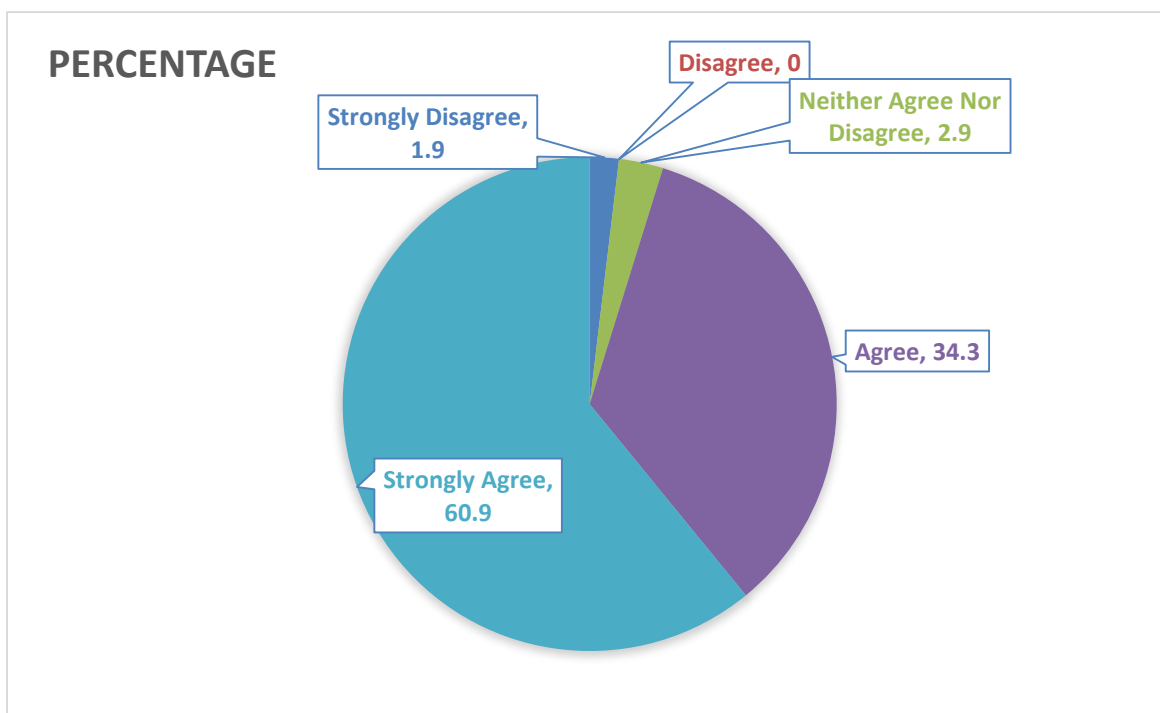
Responses	Strongly disagree 1	disagree 2	Neither agree nor disagree 3	Agree 4	Strongly agree 5	Total
No. of teachers	0	1	3	8	22	35
Percentage	0%	2.90%	9.60%	23.90%	63.60%	100.00 %



The data about aims and objectives can be achieved shows the response as strongly disagree 0.00%, disagree 2.9%, neither agree nor disagree 9.6%, agree 23.9% and strongly agree 63.60%.

5. The Syllabus content is followed by corresponding reference materials.

Responses	Strongly disagree 1	disagree 2	Neither agree nor disagree 3	Agree 4	Strongly agree 5	Total
No. of teachers	1	0	1	12	21	35
Percentage	1.90%	0%	2.90%	34.30%	60.90%	100.00 %

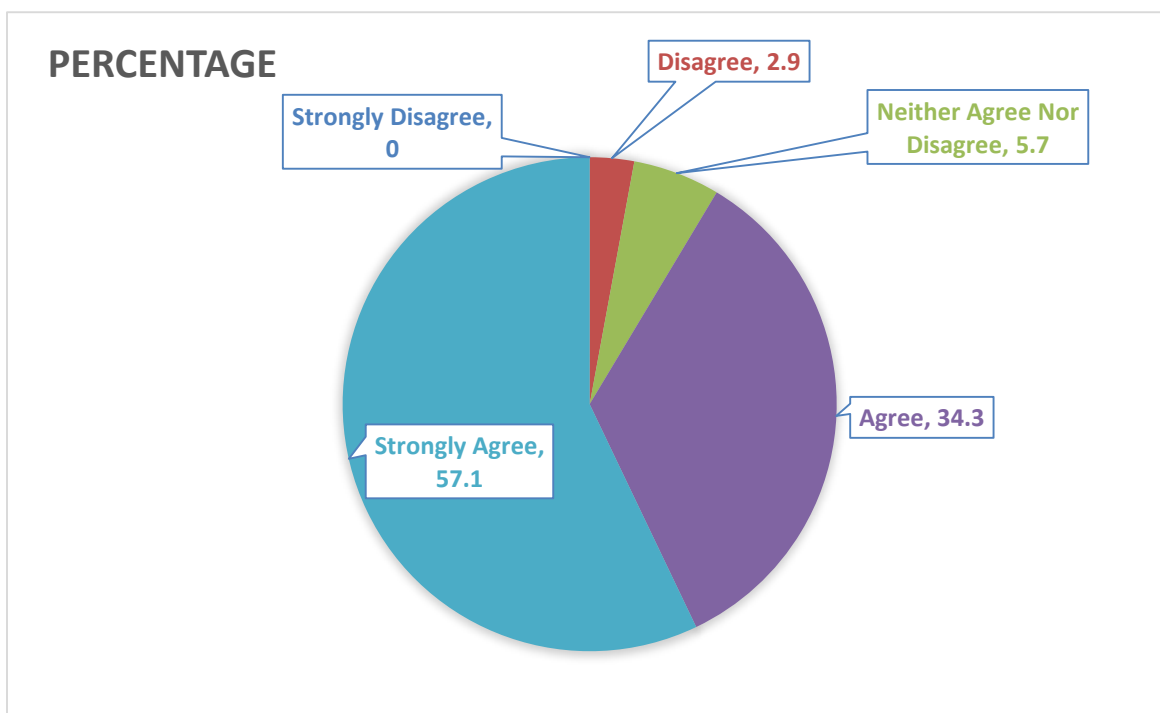


The data about syllabus content is followed by corresponding reference shows the response as strongly disagree 1%, disagree 0%, neither agree nor disagree 1%, agree 12% and strongly agree 21%.


PRINCIPAL
 Arts', Commerce & Science
 College, Malegaon City (Nashik)

6. Sufficient numbers of prescribed books are available in the Library

Responses	Strongly disagree 1	disagree 2	Neither agree nor disagree 3	Agree 4	Strongly agree 5	Total
No. of teachers	0	1	2	12	20	35
Percentage	0%	2.9%	5.7%	34.3%	57.1%	100.00 %

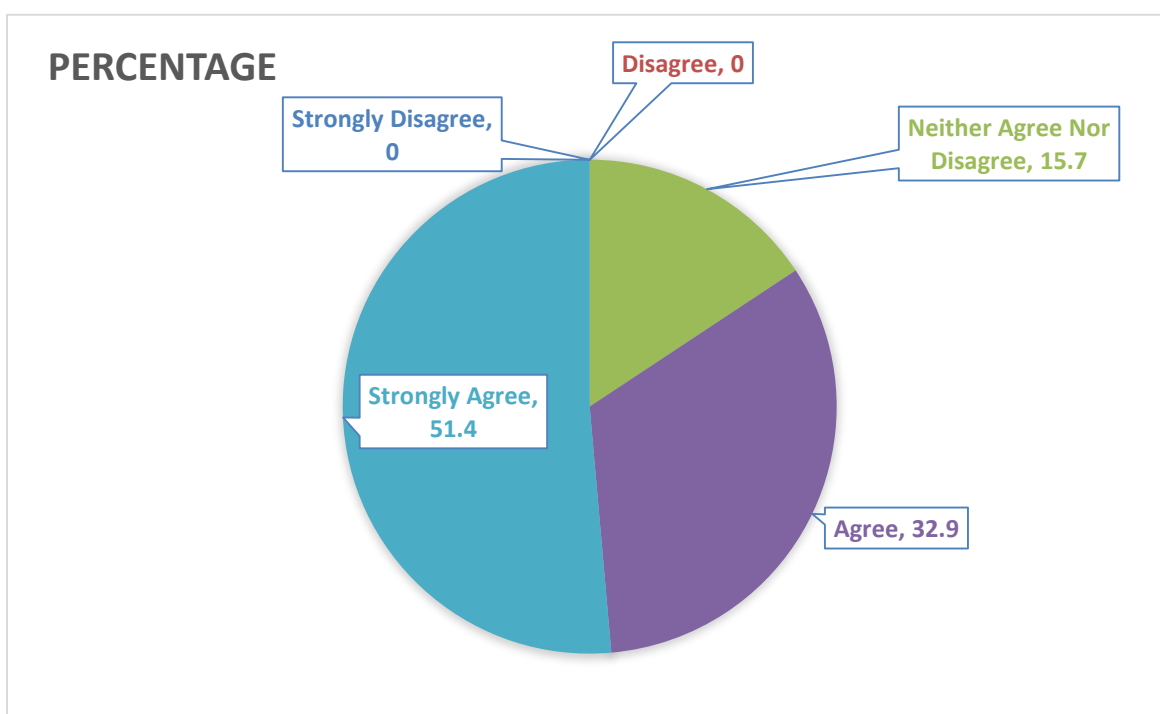


The data about enough prescribed books are available in library shows the response as strongly disagree 0%, disagree 2.9%, neither agree nor disagree 5.7%, agree 34.3% and strongly agree 57.1%.


PRINCIPAL
 Arts', Commerce & Science
 College, Malegaon City (Nashik)

7. The course/syllabus has good balance between theory and practical.

Responses	Strongly disagree 1	disagree 2	Neither agree nor disagree 3	Agree 4	Strongly agree 5	Total
No. of teachers	0	0	5	12	18	35
Percentage	0%	0%	15.7%	32.9%	51.4%	100.00 %

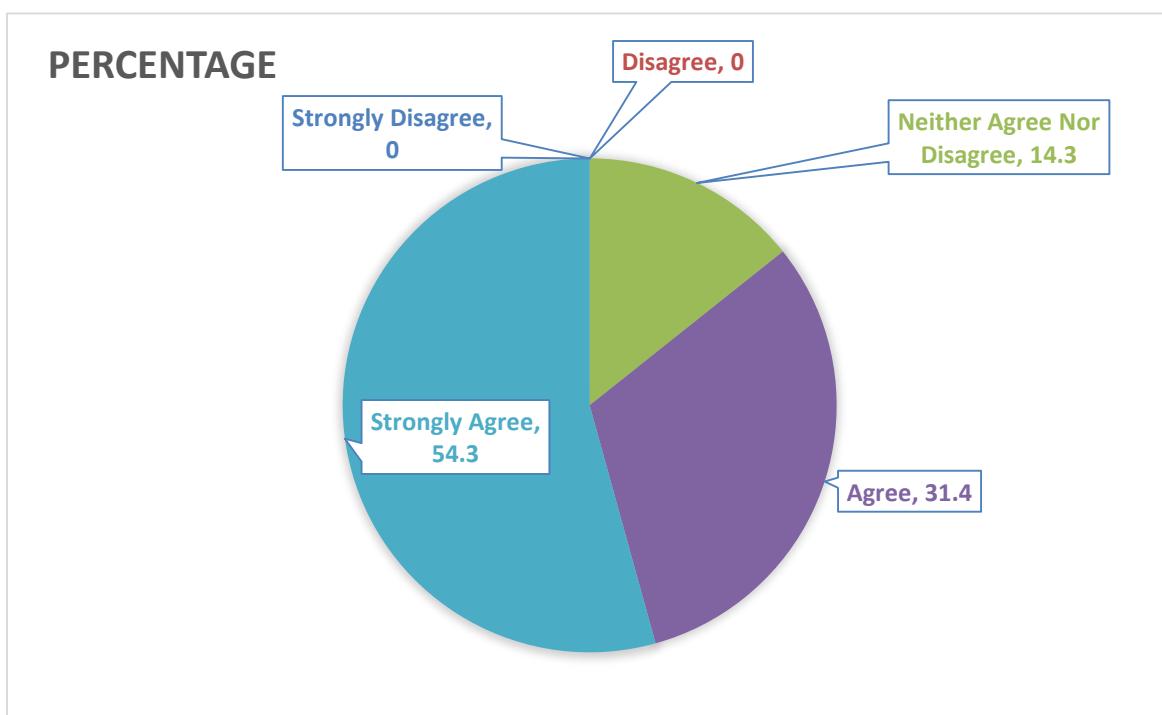


The data about syllabus has good balance between theory and practical shows the response as strongly disagree 0.00%, disagree 0%, neither agree nor disagree 15.7%, agree 32.9% and strongly agree 51.4%.


PRINCIPAL
Arts', Commerce & Science
College, Malegaon City (Nashik)

8. The syllabus is capable in terms of skill, knowledge and analytical abilities

Responses	Strongly disagree 1	disagree 2	Neither agree nor disagree 3	Agree 4	Strongly agree 5	Total
No. of teachers	0	0	5	11	19	35
Percentage	0%	0%	14.3%	31.4%	54.3%	100.00 %

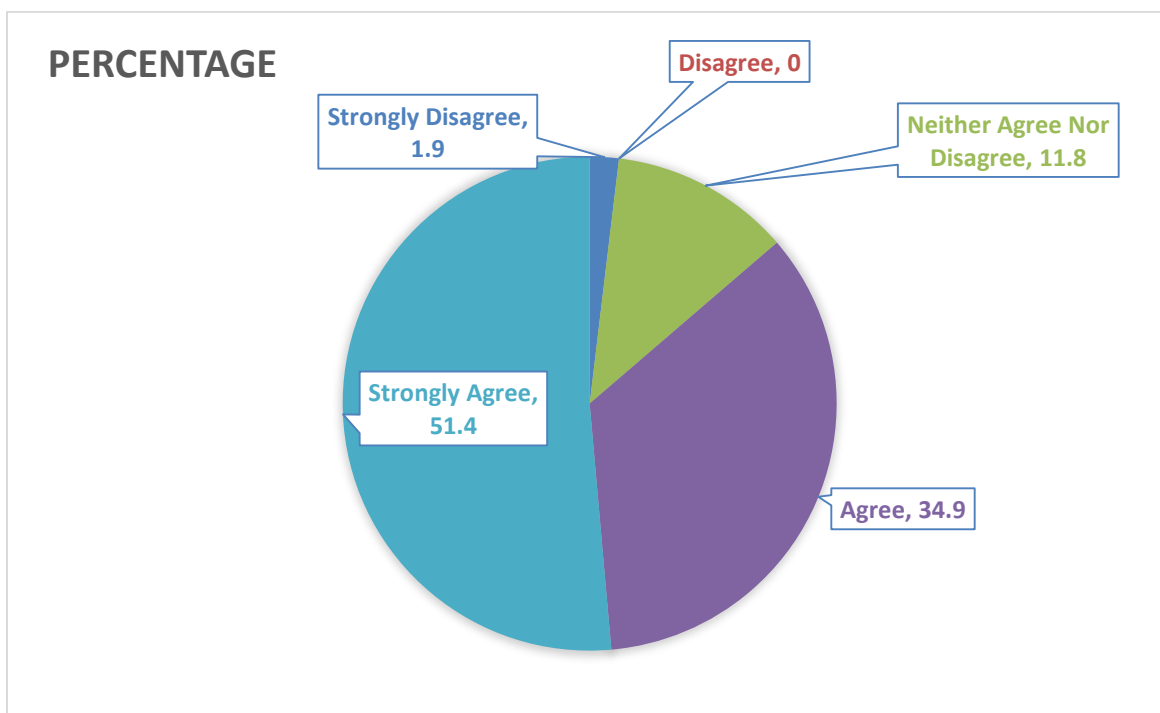


The data about capability of syllabus in terms of skill, knowledge and analytical abilities shows the response as strongly disagree 0%, disagree 0%, neither agree nor disagree 14.3%, agree 31.4% and strongly agree 54.3%.


PRINCIPAL
 Arts', Commerce & Science
 College, Malegaon City (Nashik)

9. Optional papers are relevant to course.

Responses	Strongly disagree 1	disagree 2	Neither agree nor disagree 3	Agree 4	Strongly agree 5	Total
No. of teachers	1	0	4	12	18	35
Percentage	1.9%	0%	11.8%	34.9%	51.4%	100.00 %

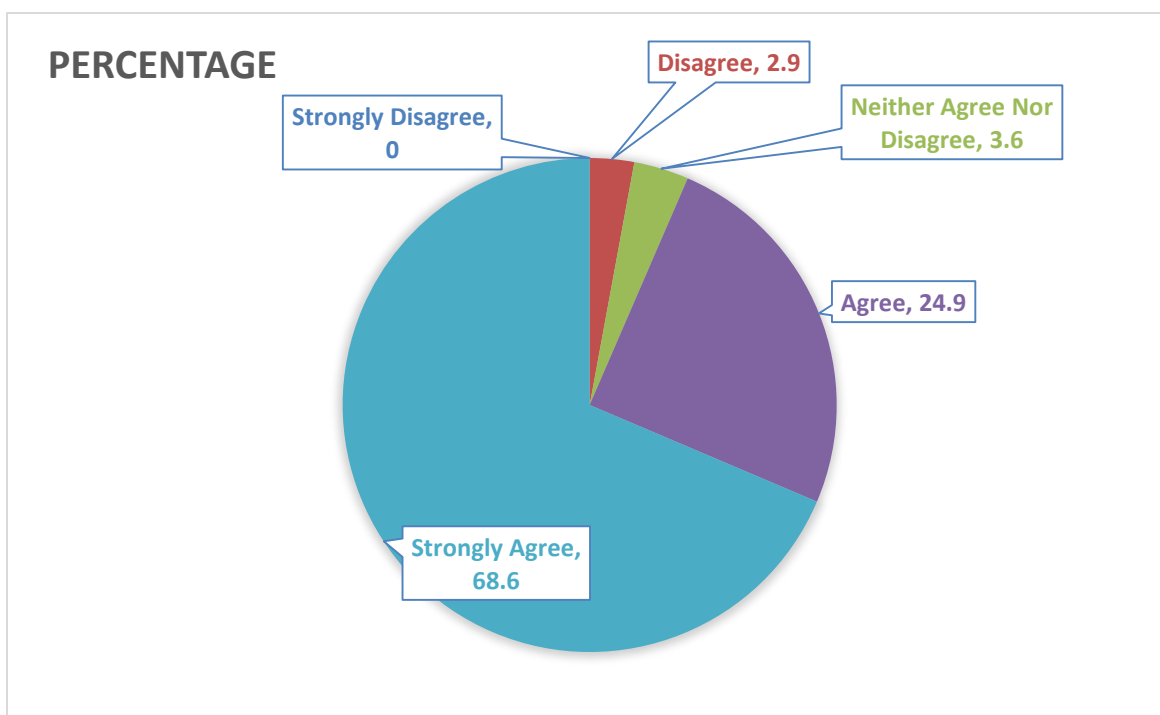


The data about optional papers are relevant to course shows the response as strongly disagree 1.9%, disagree 0%, neither agree nor disagree 11.8%, agree 34.9% and strongly agree 51.4%.


PRINCIPAL
 Arts', Commerce & Science
 College, Malegaon City (Nashik)

10. The books prescribed/listed as reference materials are relevant, updated and appropriate.

Responses	Strongly disagree 1	disagree 2	Neither agree nor disagree 3	Agree 4	Strongly agree 5	Total
No. of teachers	0	1	1	9	24	35
Percentage	0%	2.9%	3.6%	24.9%	68.6%	100.00 %

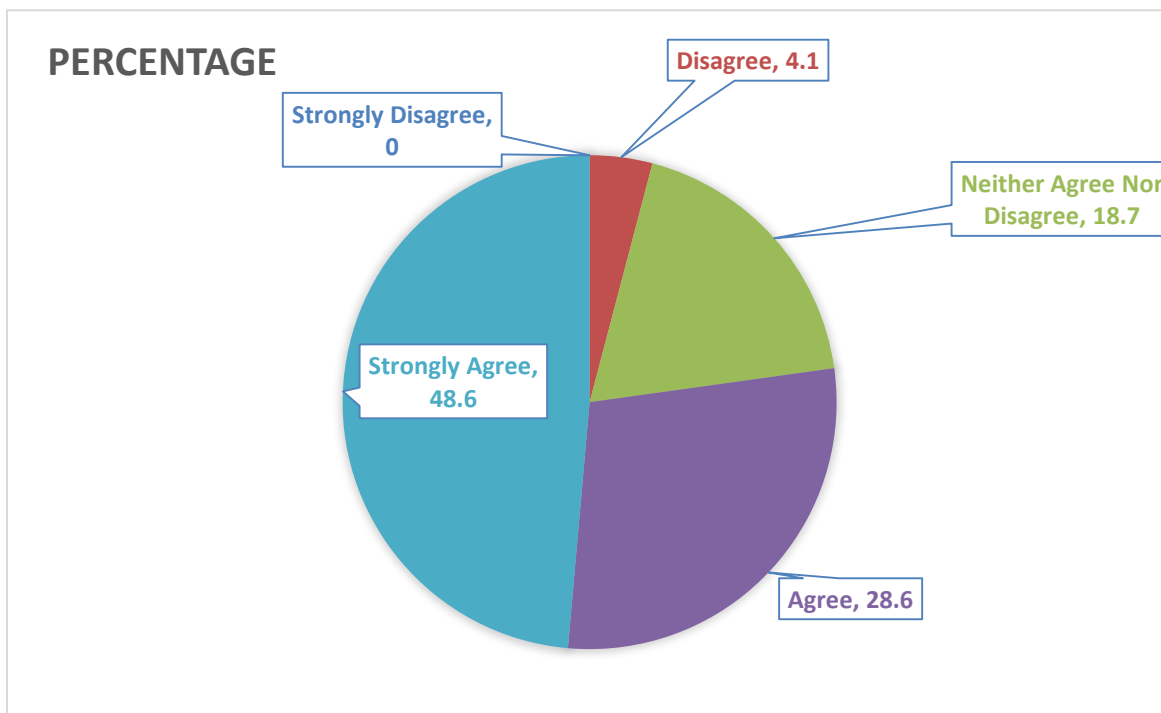


The data about prescribed books as reference are relevant to course shows the response as strongly disagree 0%, disagree 2.9%, neither agree nor disagree 3.6%, agree 24.9% and strongly agree 68.6%.


PRINCIPAL
 Arts', Commerce & Science
 College, Malegaon City (Nashik)

11. Infrastructural facilities, such as teacher's rooms/carrels, class rooms, reading Room and toilets are available in the Department/ Building.

Responses	Strongly disagree 1	disagree 2	Neither agree nor disagree 3	Agree 4	Strongly agree 5	Total
No. of teachers	0	1	7	10	17	35
Percentage	0%	4.1%	18.7%	28.6%	48.6%	100.00 %

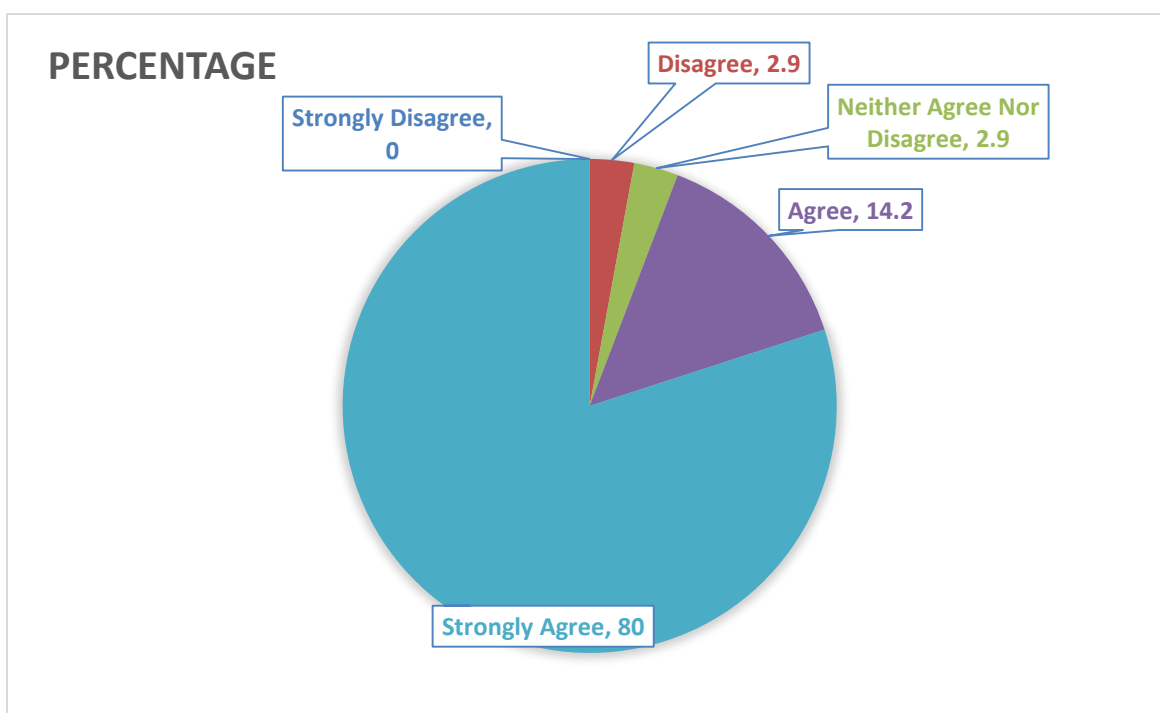


The data about infrastructure facilities in building shows the response as strongly disagree 0%, disagree 4.1%, neither agree nor disagree 18.7%, agree 28.6% and strongly agree 48.6%.


PRINCIPAL
 Arts', Commerce & Science
 College, Malegaon City (Nashik)

12. The syllabus has competency in analyzing problems and identifying solutions.

Responses	Strongly disagree 1	disagree 2	Neither agree nor disagree 3	Agree 4	Strongly agree 5	Total
No. of teachers	0	1	1	5	28	35
Percentage	0%	2.9%	2.9%	14.2%	80%	100.00 %

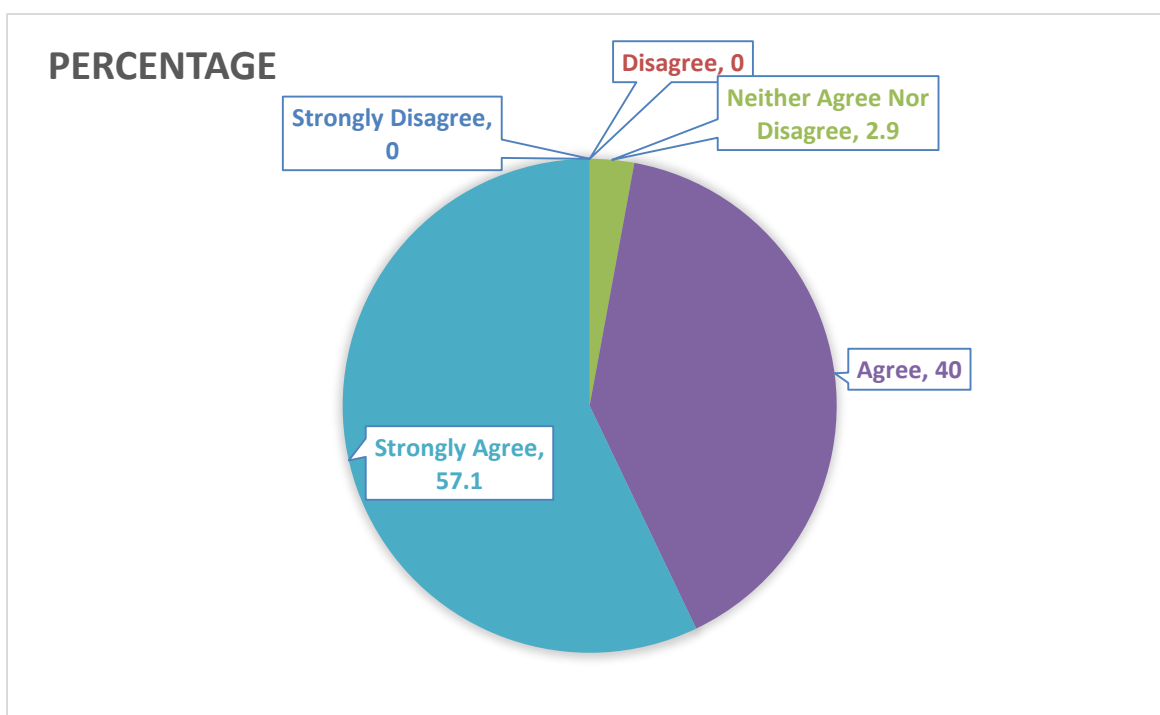


The data about syllabus competency in analyzing problem and identifying solution shows the response as strongly disagree 0%, disagree 2.9%, neither agree nor disagree 2.9%, agree 14.2% and strongly agree 80%.


PRINCIPAL
 Arts', Commerce & Science
 College, Malegaon City (Nashik)

13. Tests and examinations are conducted well in time with proper coverage of all Units in the syllabus.

Responses	Strongly disagree 1	disagree 2	Neither agree nor disagree 3	Agree 4	Strongly agree 5	Total
No. of teachers	0	0	1	14	20	35
Percentage	0%	0%	2.9%	40%	57.1%	100.00 %

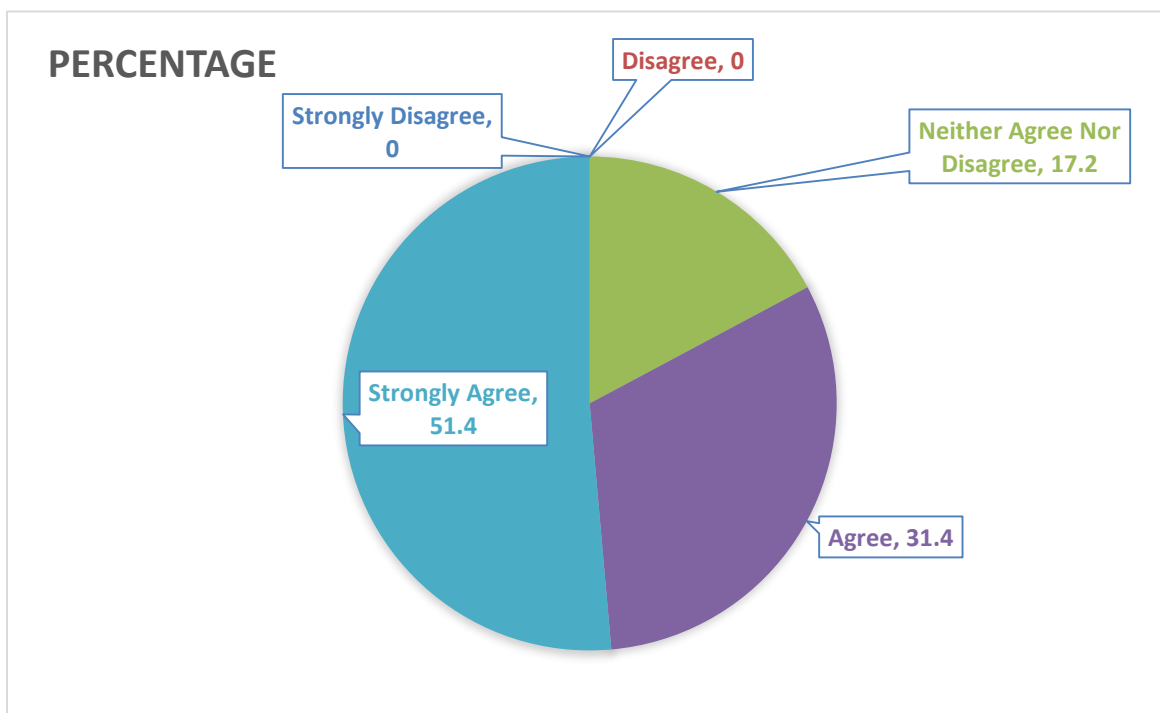


The data about test and examination conducted in well time with proper coverage of syllabus shows the response as strongly disagree 0%, disagree 0%, neither agree nor disagree 2.9%, agree 40% and strongly agree 57.1%.


PRINCIPAL
 Arts', Commerce & Science
 College, Malegaon City (Nashik)

14. I have the freedom to propose, modify, suggest and incorporate new topics during the teaching of the syllabus.

Responses	Strongly disagree 1	disagree 2	Neither agree nor disagree 3	Agree 4	Strongly agree 5	Total
No. of teachers	0	0	6	11	18	35
Percentage	0%	0%	17.2%	31.4%	51.4%	100.00 %

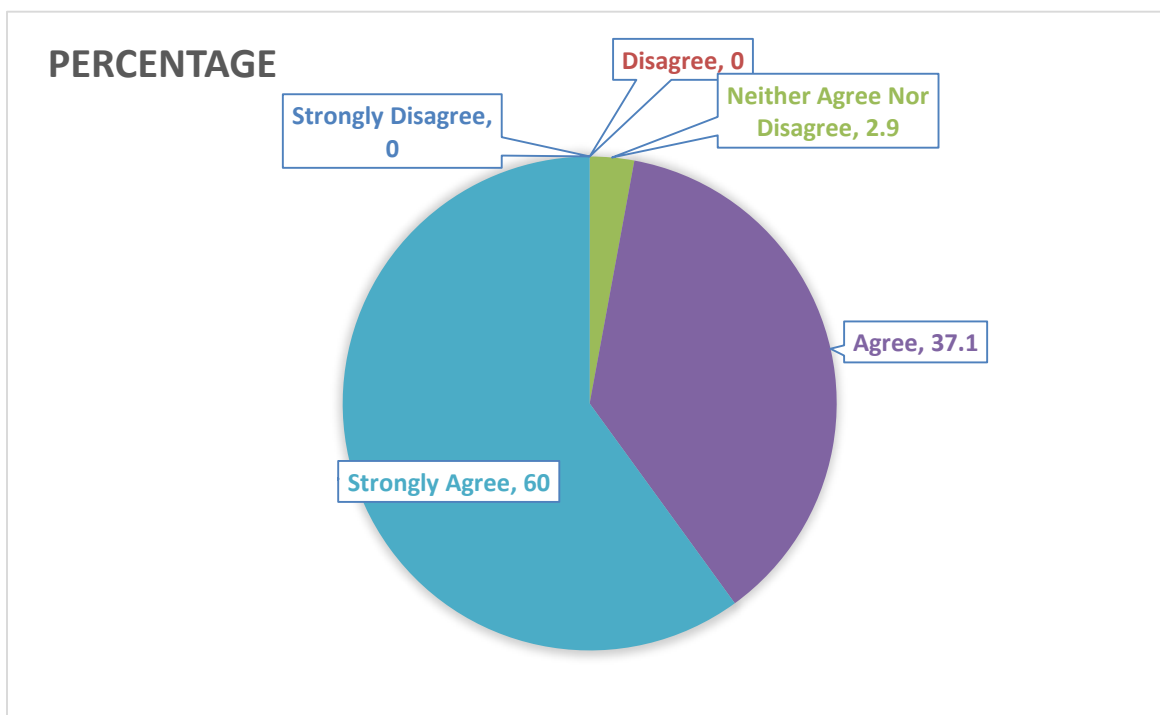


The data about freedom to propose, modify, suggest and incorporate syllabus during teaching shows the response as strongly disagree 0%, disagree 0%, neither agree nor disagree 17.2%, agree 31.4% and strongly agree 51.4%.


PRINCIPAL
 Arts', Commerce & Science
 College, Malegaon City (Nashik)

15.I have the freedom to adopt new techniques/strategies of teaching such as Seminars, presentations, group discussions and learners' participation.

Responses	Strongly disagree 1	disagree 2	Neither agree nor disagree 3	Agree 4	Strongly agree 5	Total
No. of teachers	0	0	1	13	21	35
Percentage	0%	0%	2.9%	37.1%	60%	100.00 %

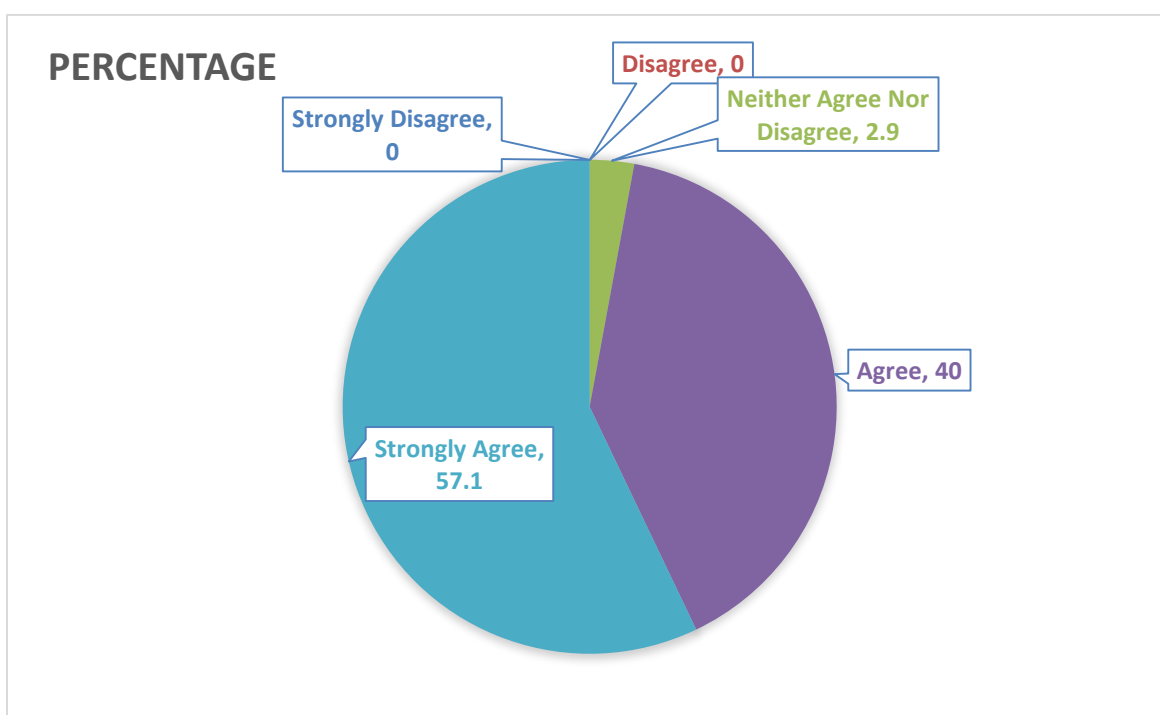


The data about freedom to propose, modify, suggest and incorporate syllabus during teaching shows the response as strongly disagree 0%, disagree 0%, neither agree nor disagree 2.9%, agree 37.1% and strongly agree 60%.


PRINCIPAL
 Arts', Commerce & Science
 College, Malegaon City (Nashik)

16. I have the freedom to adopt/adapt new techniques/ strategies of testing and Assessment of students.

Responses	Strongly disagree 1	disagree 2	Neither agree nor disagree 3	Agree 4	Strongly agree 5	Total
No. of teachers	0	0	1	14	20	35
Percentage	0%	0%	2.9%	40%	57.1%	100.00 %

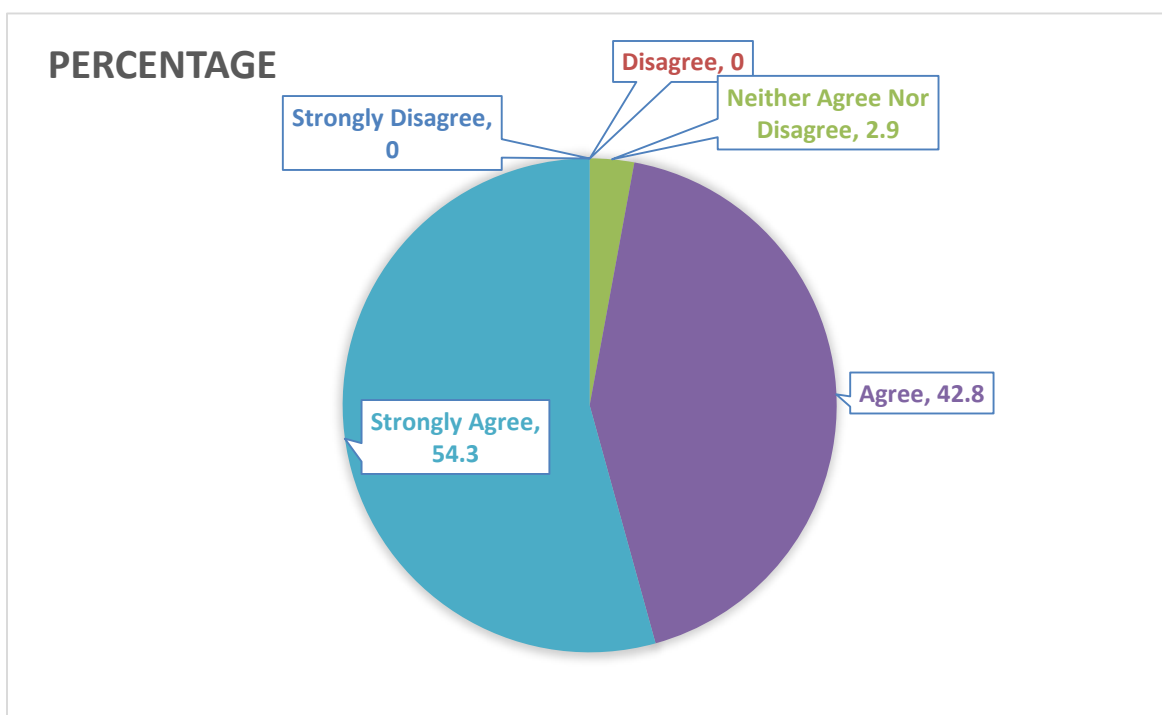


The data about freedom to adopt new techniques of teaching shows the response as strongly disagree 0%, disagree 0%, neither agree nor disagree 2.9%, agree 40% and strongly agree 57.1%.


PRINCIPAL
 Arts', Commerce & Science
 College, Malegaon City (Nashik)

17. The environment in the college is conducive to teaching and research.

Responses	Strongly disagree 1	disagree 2	Neither agree nor disagree 3	Agree 4	Strongly agree 5	Total
No. of teachers	0	0	1	15	19	35
Percentage	0%	0%	2.9%	42.8%	54.3%	100.00 %

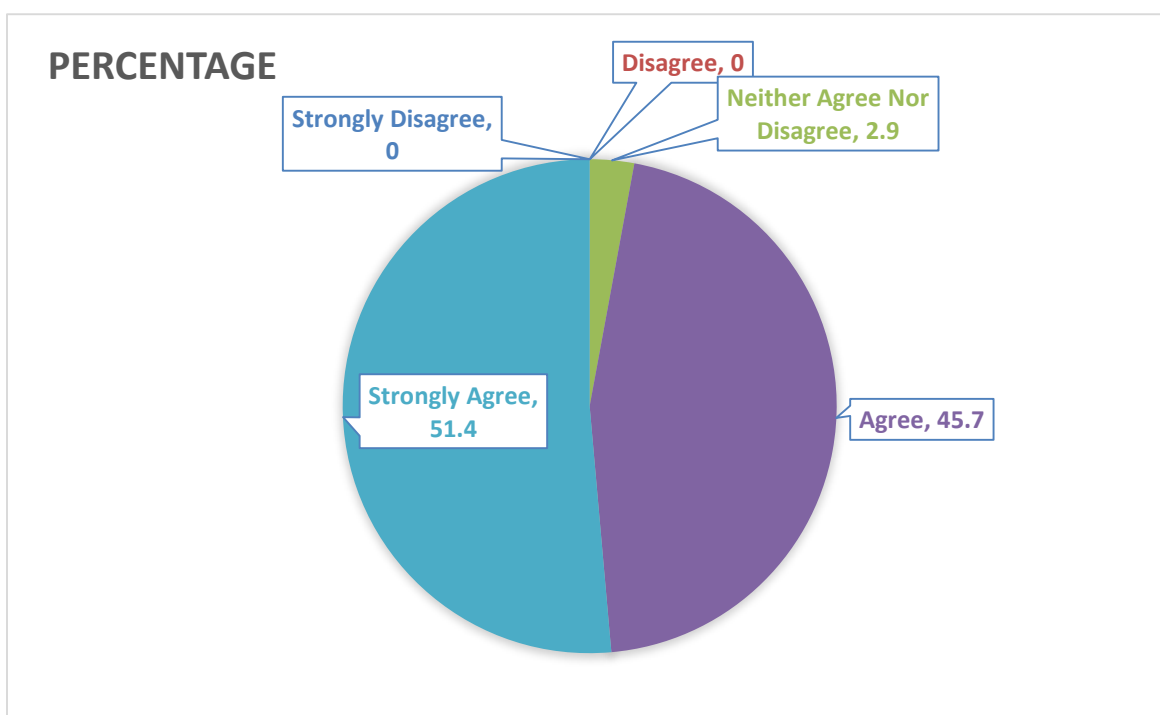


The data about environment in college regarding teaching and research shows the response as strongly disagree 0%, disagree 0%, neither agree nor disagree 2.9%, agree 42.8% and strongly agree 54.3%.


PRINCIPAL
 Arts', Commerce & Science
 College, Malegaon City (Nashik)

18. The administration is teacher friendly

Responses	Strongly disagree 1	disagree 2	Neither agree nor disagree 3	Agree 4	Strongly agree 5	Total
No. of teachers	0	0	1	16	18	35
Percentage	0%	0%	2.9%	45.7%	51.4%	100.00 %

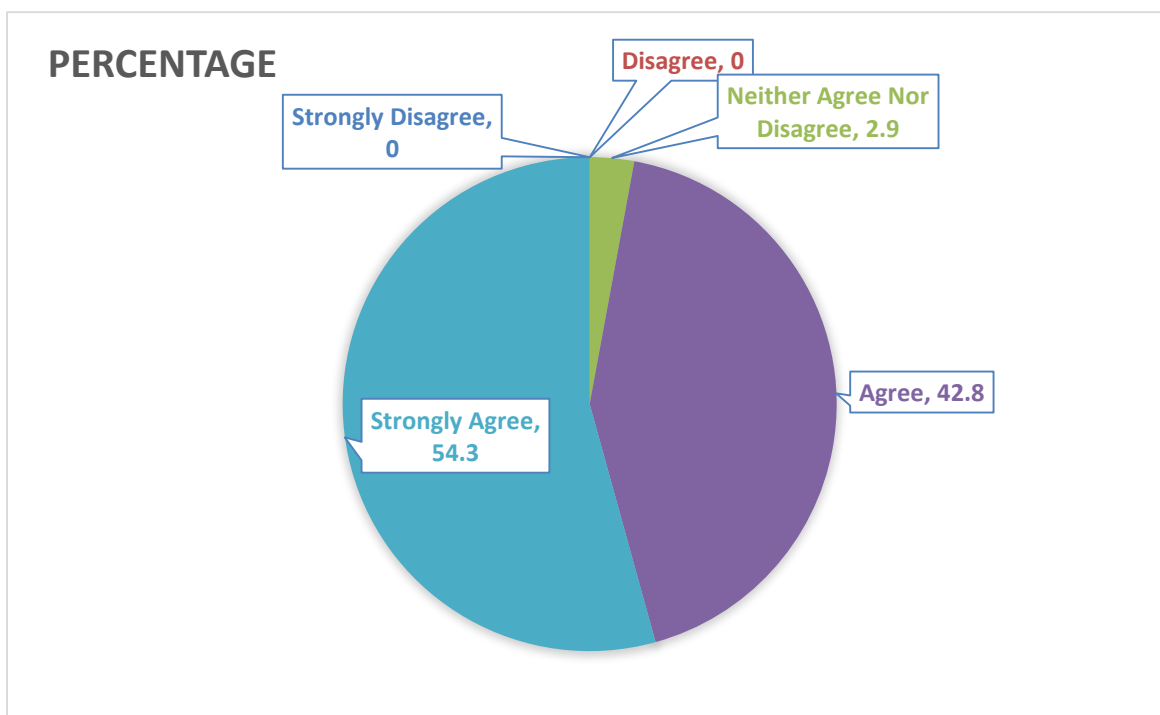


The data about the administration is teacher friendly shows the response as strongly disagree 0%, disagree 0%, neither agree nor disagree 2.9%, agree 45.7% and strongly agree 51.4%.


PRINCIPAL
 Arts', Commerce & Science
 College, Malegaon City (Nashik)

19. The college provides adequate and smooth support for projects and research Facilities.

Responses	Strongly disagree 1	disagree 2	Neither agree nor disagree 3	Agree 4	Strongly agree 5	Total
No. of teachers	0	0	1	15	19	35
Percentage	0%	0%	2.9%	42.8%	54.3%	100.00 %

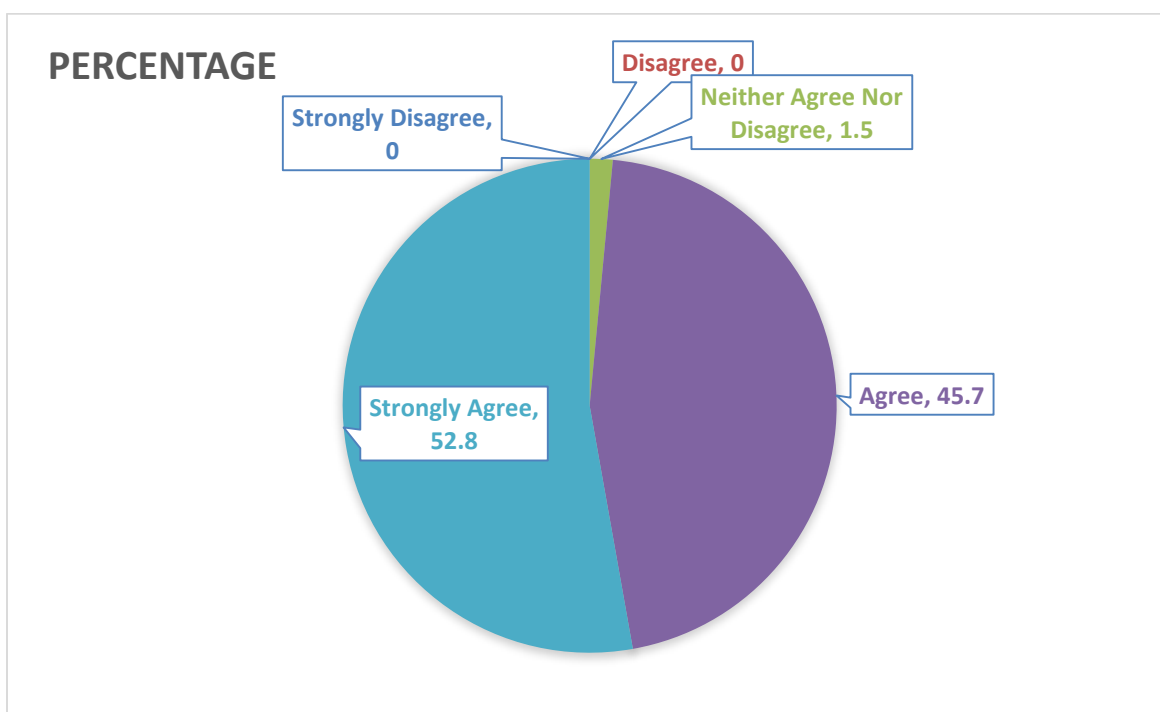


The data about adequate support from college for project and research shows the response as strongly disagree 0%, disagree 0%, neither agree nor disagree 2.9%, agree 42.8% and strongly agree 54.3%.


PRINCIPAL
 Arts', Commerce & Science
 College, Malegaon City (Nashik)

20. The college provides adequate funding and support to faculty members for Upgrading their skills and qualifications.

Responses	Strongly disagree 1	disagree 2	Neither agree nor disagree 3	Agree 4	Strongly agree 5	Total
No. of teachers	0	0	1	16	18	35
Percentage	0%	0%	1.5%	45.7%	52.8%	100.00 %

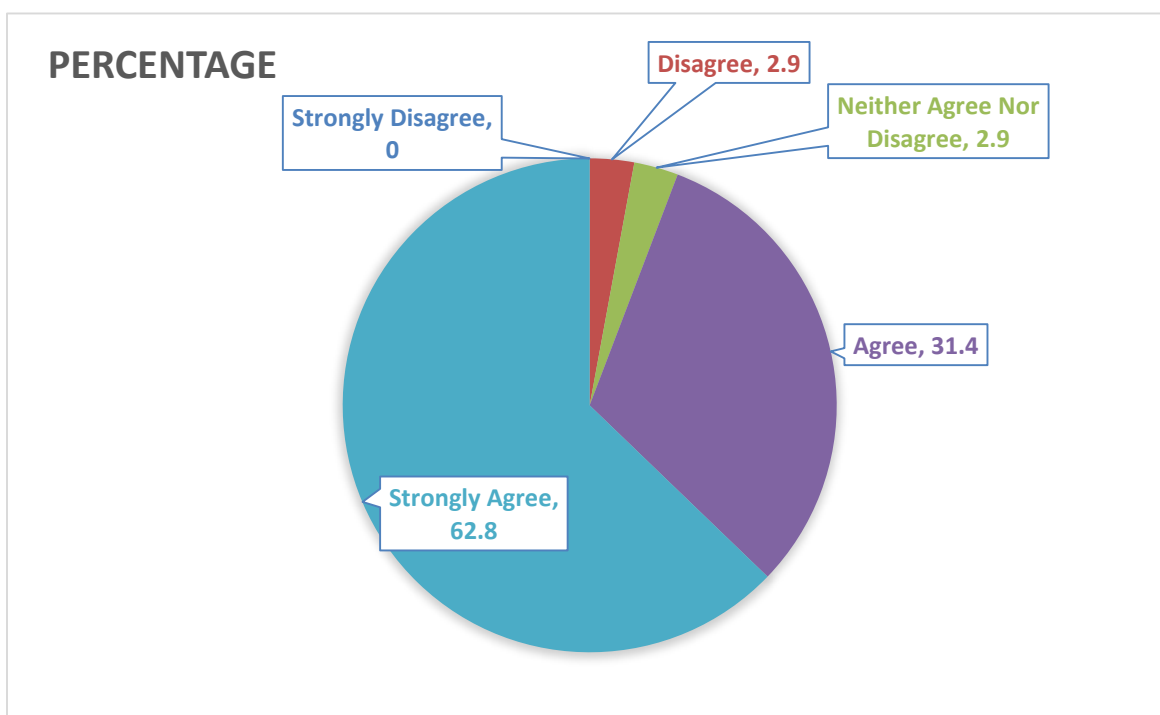


The data about fund provided by college to faculty to improve skill and qualification shows the response as strongly disagree 0%, disagree 0%, neither agree nor disagree 1.5%, agree 45.7% and strongly agree 52.8%.


PRINCIPAL
 Arts', Commerce & Science
 College, Malegaon City (Nashik)

21. Provisions for professional development are non-discriminatory and fair.

Responses	Strongly disagree 1	disagree 2	Neither agree nor disagree 3	Agree 4	Strongly agree 5	Total
No. of teachers	0	1	1	11	22	35
Percentage	0%	2.9%	2.9%	31.4%	62.8%	100.00 %

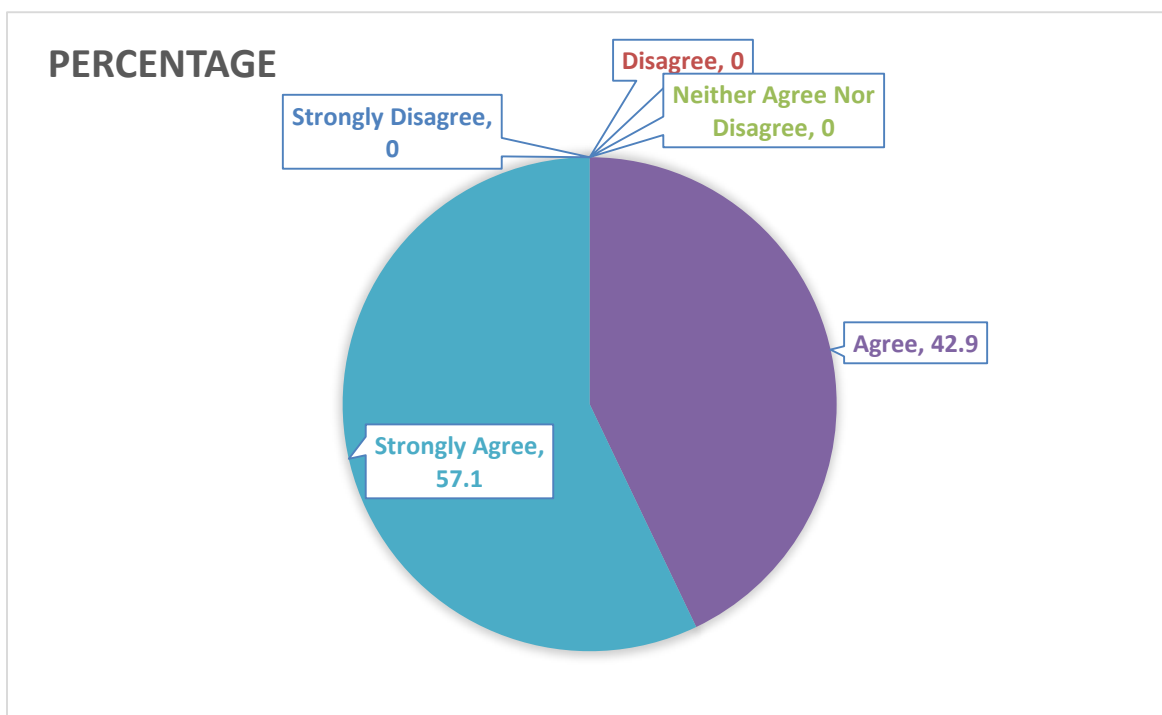


The data about provisions for professional development are non-discriminatory and fair shows the response as strongly disagree 0%, disagree 2.9%, neither agree nor disagree 2.9%, agree 31.4% and strongly agree 62.8%.


PRINCIPAL
Arts', Commerce & Science
College, Malegaon City (Nashik)

22. The college facilitates to participate in seminars and conferences.

Responses	Strongly disagree 1	disagree 2	Neither agree nor disagree 3	Agree 4	Strongly agree 5	Total
No. of teachers	0	0	0	15	20	35
Percentage	0%	0%	0%	42.9%	57.1%	100.00 %

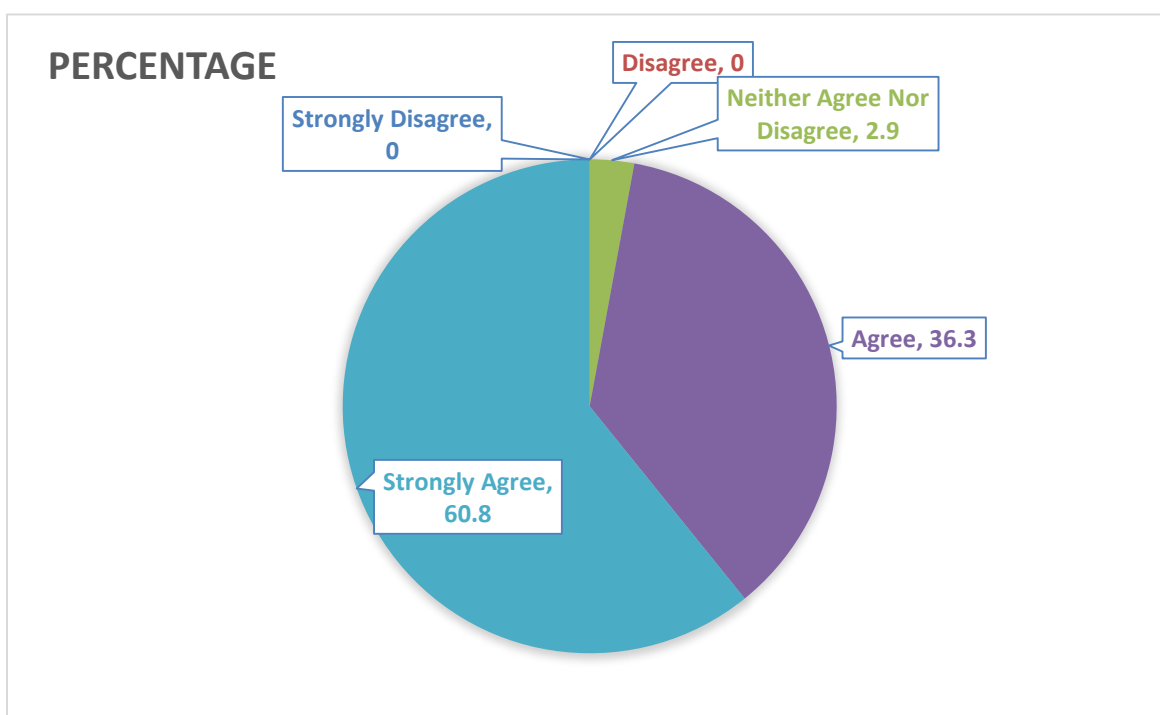


The data about college facility to participate in seminars and conferences shows the response as strongly disagree 0%, disagree 0%, neither agree nor disagree 0%, agree 42.9% and strongly agree 57.1%.


PRINCIPAL
Arts', Commerce & Science
College, Malegaon City (Nashik)

23. The college facilitates and encourage to present papers in national and international conferences.

Responses	Strongly disagree 1	disagree 2	Neither agree nor disagree 3	Agree 4	Strongly agree 5	Total
No. of teachers	0	0	1	13	21	35
Percentage	0%	0%	2.9%	36.3%	60.8%	100.00 %

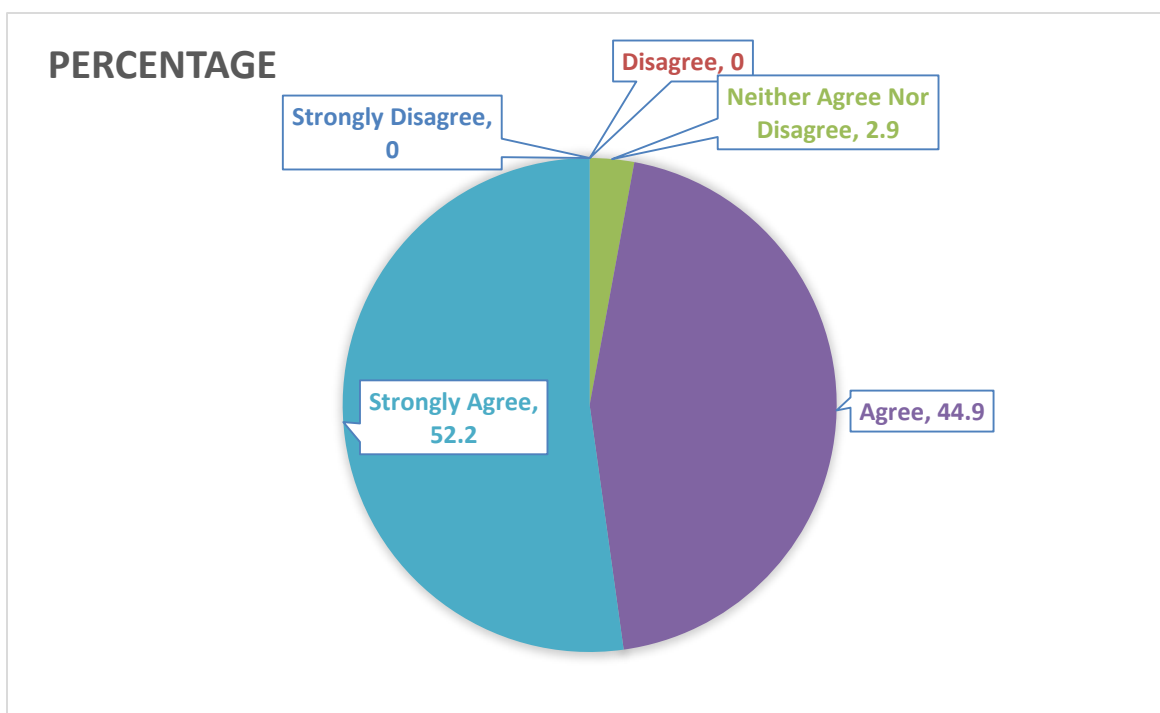


The data about college facilities to present papers in nation conference shows the response as strongly disagree 0%, disagree 0%, neither agree nor disagree 2.9%, agree 36.3% and strongly agree 60.8%.


PRINCIPAL
 Arts', Commerce & Science
 College, Malegaon City (Nashik)

24. T.A.D.A, Registration fees and other expenses for seminars and conferences are paid on time

Responses	Strongly disagree 1	disagree 2	Neither agree nor disagree 3	Agree 4	Strongly agree 5	Total
No. of teachers	0	0	1	16	18	35
Percentage	0%	0%	2.9%	44.9%	52.2%	100.00 %

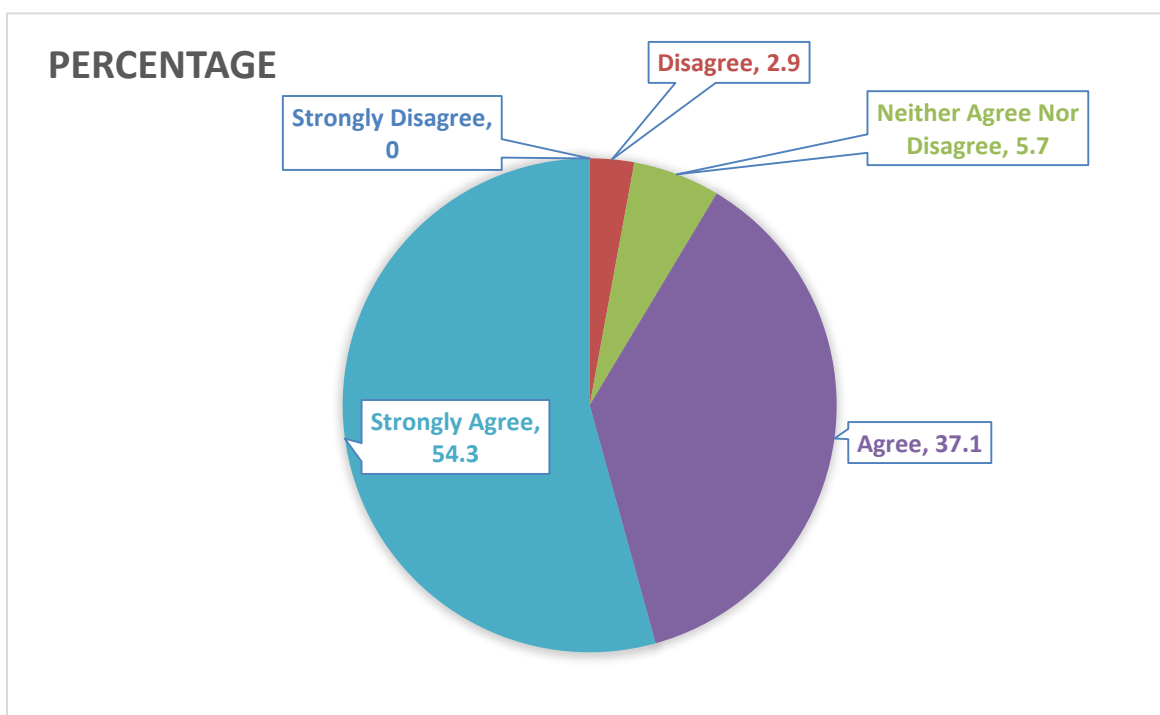


The data about T.A.D.A, registration fees and other expenses for seminars and conferences are paid on time shows the response as strongly disagree 0%, disagree 0%, neither agree nor disagree 2.9%, agree 44.9% and strongly agree 52.2%.


PRINCIPAL
 Arts', Commerce & Science
 College, Malegaon City (Nashik)

25. The overall job satisfaction in the college

Responses	Strongly disagree 1	disagree 2	Neither agree nor disagree 3	Agree 4	Strongly agree 5	Total
No. of teachers	0	1	2	13	19	35
Percentage	0%	2.9%	5.7%	37.1%	54.3%	100.00 %



The data about overall job satisfaction in college shows the response as strongly disagree 0%, disagree 2.9%, neither agree nor disagree 5.7%, agree 37.1% and strongly agree 54.3%.


PRINCIPAL
 Arts', Commerce & Science
 College, Malegaon City (Nashik)

26. Suggestions if any 23 responses

No

Very helpful and healthy environment in the College premises we have

An Utopian Teaching-learning Centre

College needs Gents staff room. And needs a teacher's locker for books and notes etc. Hope in future these

Things will be provide to teacher

No any suggestions

Very healthy atmosphere in this college & I am satisfied.

All is good

Safe and secure

Physical infrastructure facilities should be further improved.



PRINCIPAL
Arts', Commerce & Science
College, Malegaon City (Nashik)

ARTS, COMMERCE & SCIENCE COLLEGE, MALEGAON CITY-423203

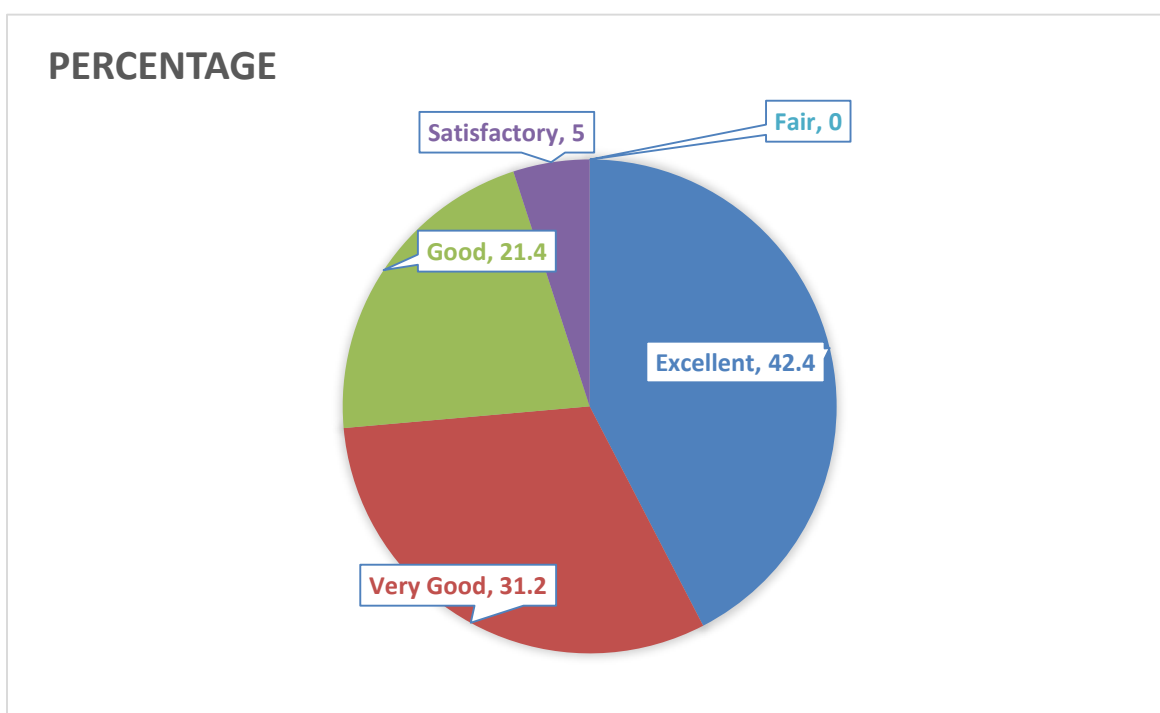
ALUMNI FEEDBACK - 2020-21



Curriculum, Teaching, Learning and Evaluation

1. Admission Process

Responses	Excellent 1	Very Good 2	Good 3	Satisfactory 4	Fair 5	Total
No. of Alumni	53	39	27	6	0	125
Percentage	42.4%	31.2%	21.4%	5%	0%	100.00 %

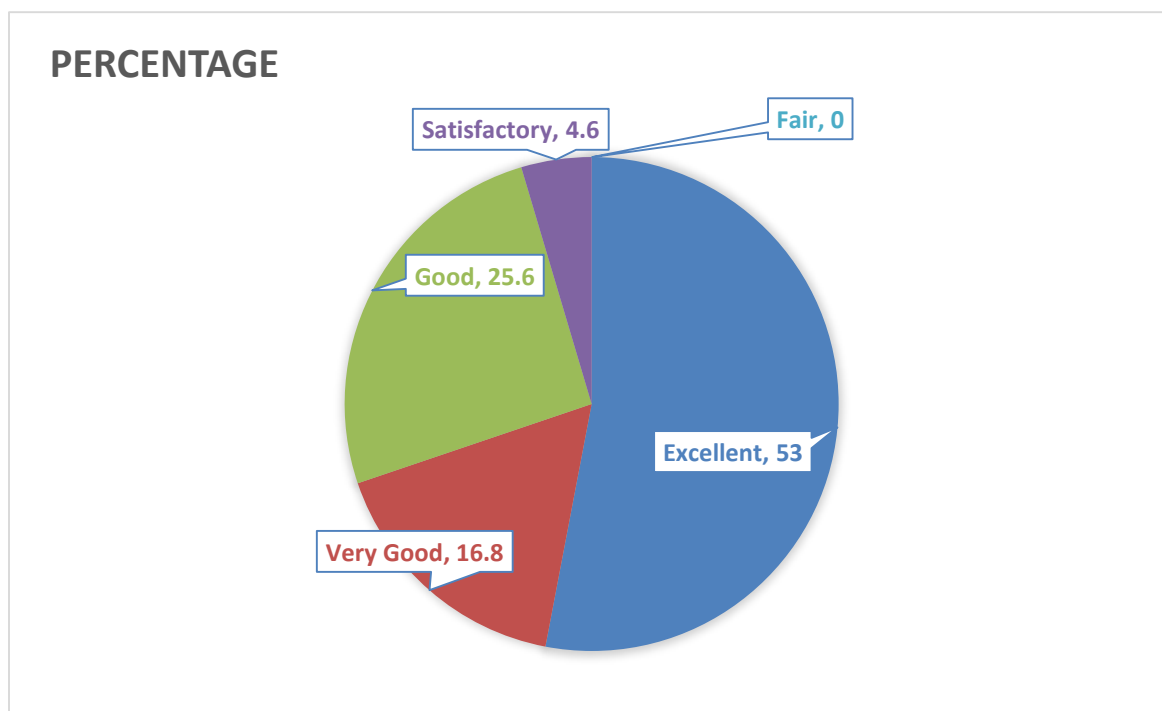


The data about admission process shows the response as excellent 42.4%, very good 31.2%, good 21.4%, satisfactory 5% and fair 0%.


PRINCIPAL
Arts', Commerce & Science
College, Malegaon City (Nashik)

2. Administration and Governance

Responses	Excellent 1	Very Good 2	Good 3	Satisfactory 4	Fair 5	Total
No. of Alumni	66	21	32	6	0	125
Percentage	53%	16.8%	25.6%	4.6%	0%	100.00 %

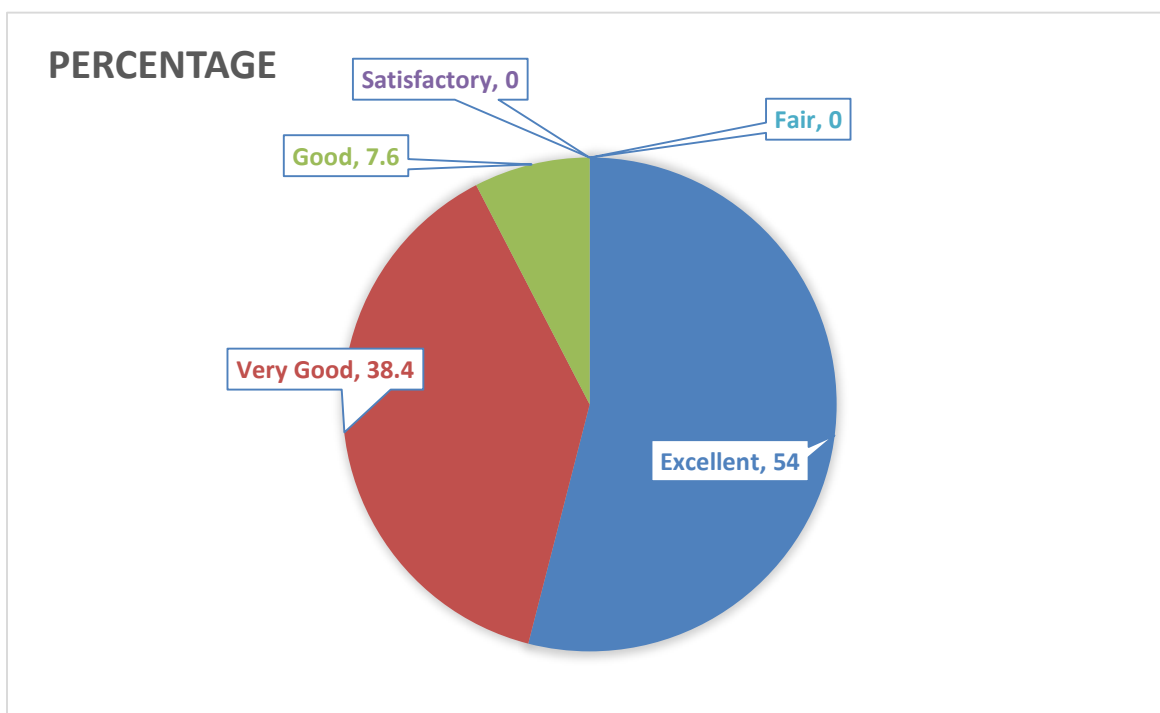


The data about administration and governance shows the response as excellent 53%, very good 16.8%, good 25.6%, satisfactory 4.6% and fair 0%.


PRINCIPAL
 Arts', Commerce & Science
 College, Malegaon City (Nashik)

3. Teaching faculty

Responses	Excellent 1	Very Good 2	Good 3	Satisfactory 4	Fair 5	Total
No. of Alumni	68	48	10	0	0	125
Percentage	54%	38.4%	7.6%	0%	0%	100.00 %

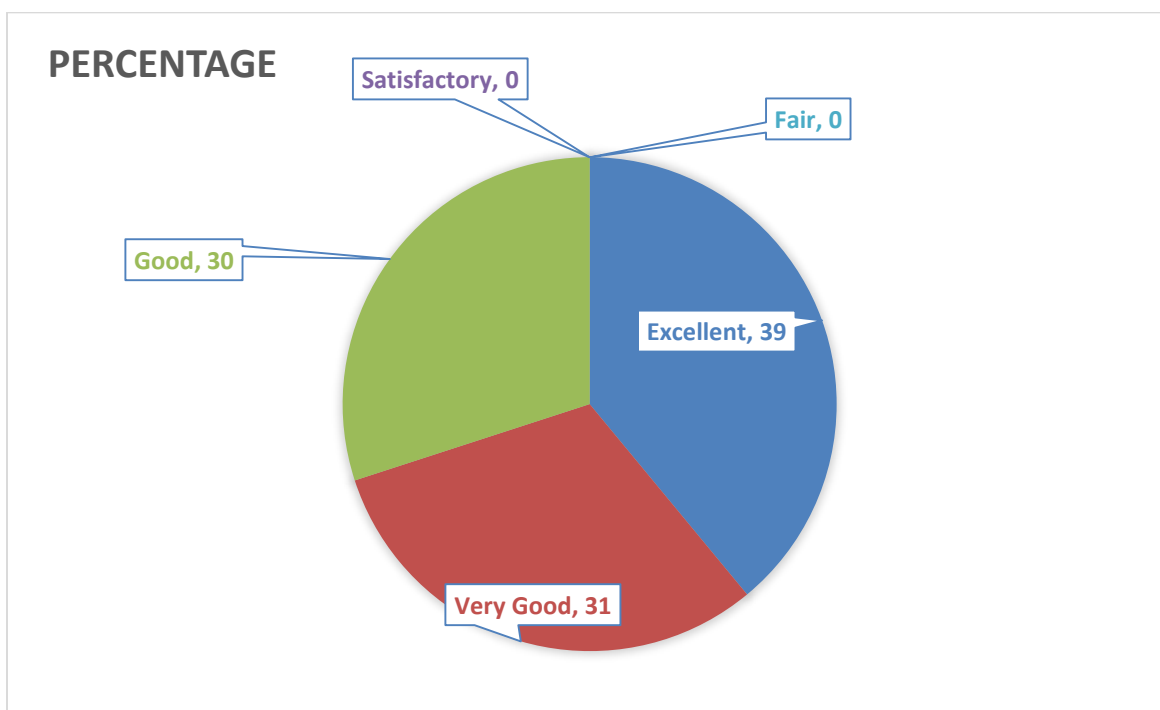


The data about teaching faculty shows the response as excellent 54%, very good 38.4%, good 7.6%, satisfactory 0% and fair 0%.


PRINCIPAL
Arts', Commerce & Science
College, Malegaon City (Nashik)

4. Teaching learning Process

Responses	Excellent 1	Very Good 2	Good 3	Satisfactory 4	Fair 5	Total
No. of Alumni	49	39	38	0	0	125
Percentage	39%	31%	30%	0%	0%	100.00 %

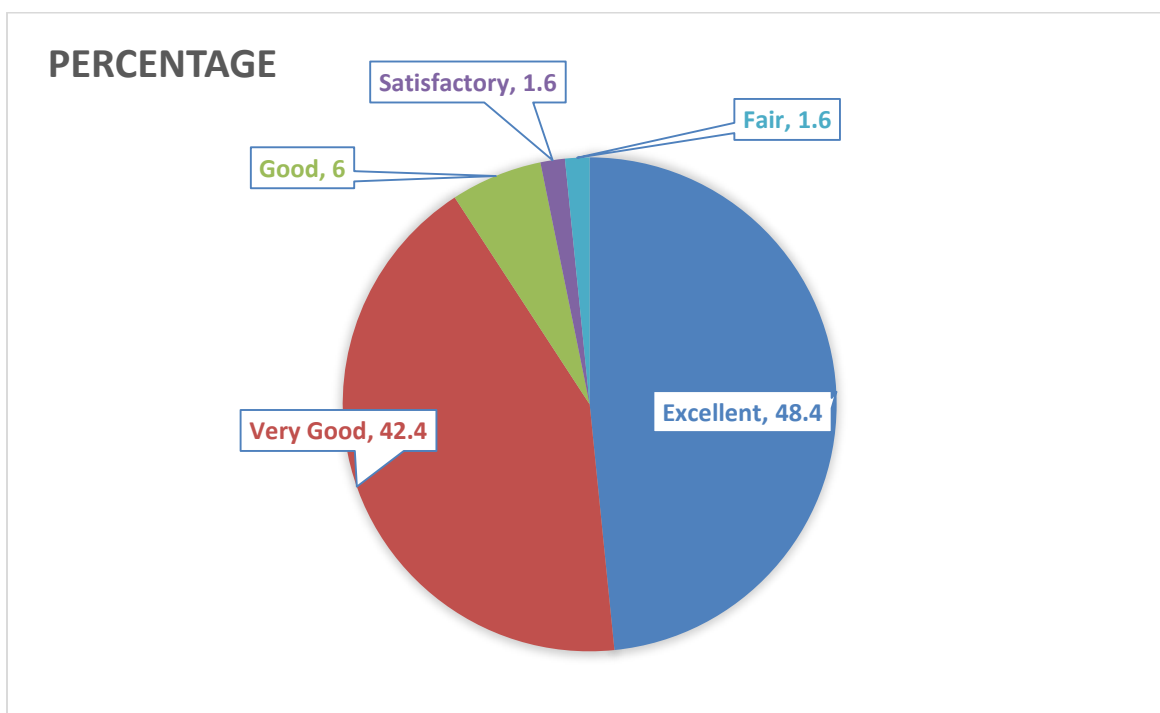


The data about teaching learning process shows the response as excellent 39%, very good 31%, good 30%, satisfactory 0% and fair 0%.


PRINCIPAL
 Arts', Commerce & Science
 College, Malegaon City (Nashik)

5. Support Materials

Responses	Excellent 1	Very Good 2	Good 3	Satisfactory 4	Fair 5	Total
No. of Alumni	61	53	8	2	2	125
Percentage	48.4%	42.4%	6%	1.60%	1.60 %	100.00 %

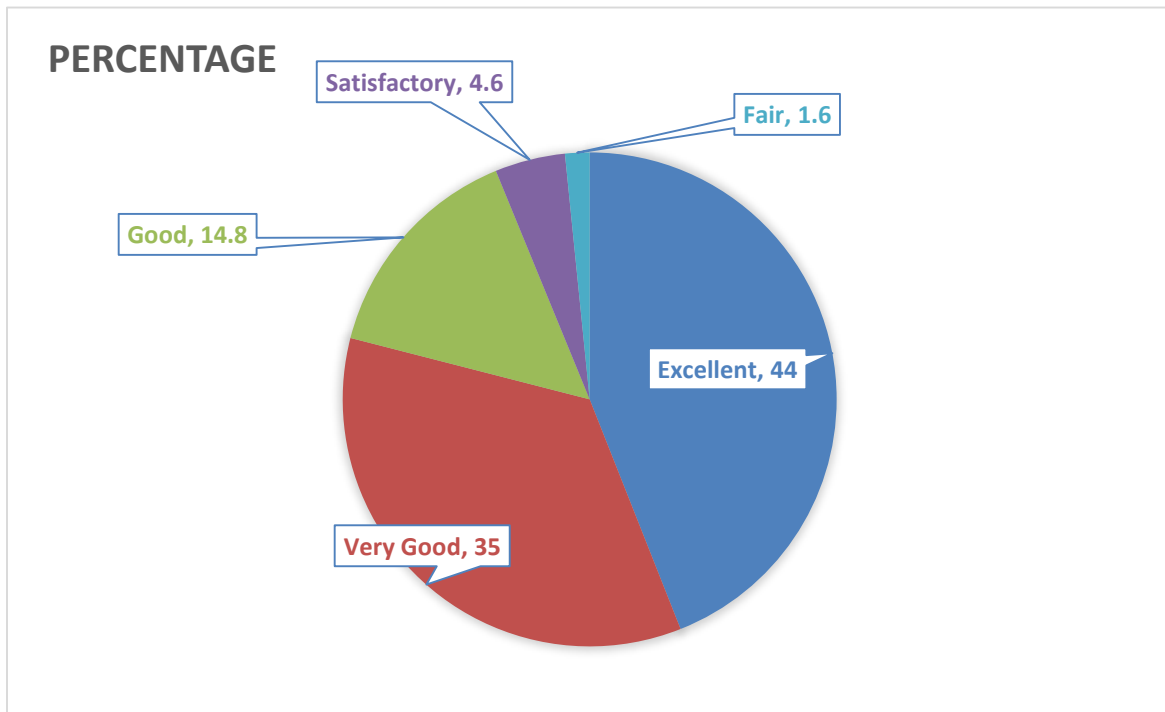


The data about teaching learning process shows the response as excellent 48.4%, very good 42.4%, good 6%, satisfactory 1.6% and fair 1.6%.


PRINCIPAL
 Arts', Commerce & Science
 College, Malegaon City (Nashik)

6. Overall Academic Satisfaction

Responses	Excellent 1	Very Good 2	Good 3	Satisfactory 4	Fair 5	Total
No. of Alumni	55	44	19	6	2	125
Percentage	44%	35%	14.8%	4.6%	1.6%	100.00 %

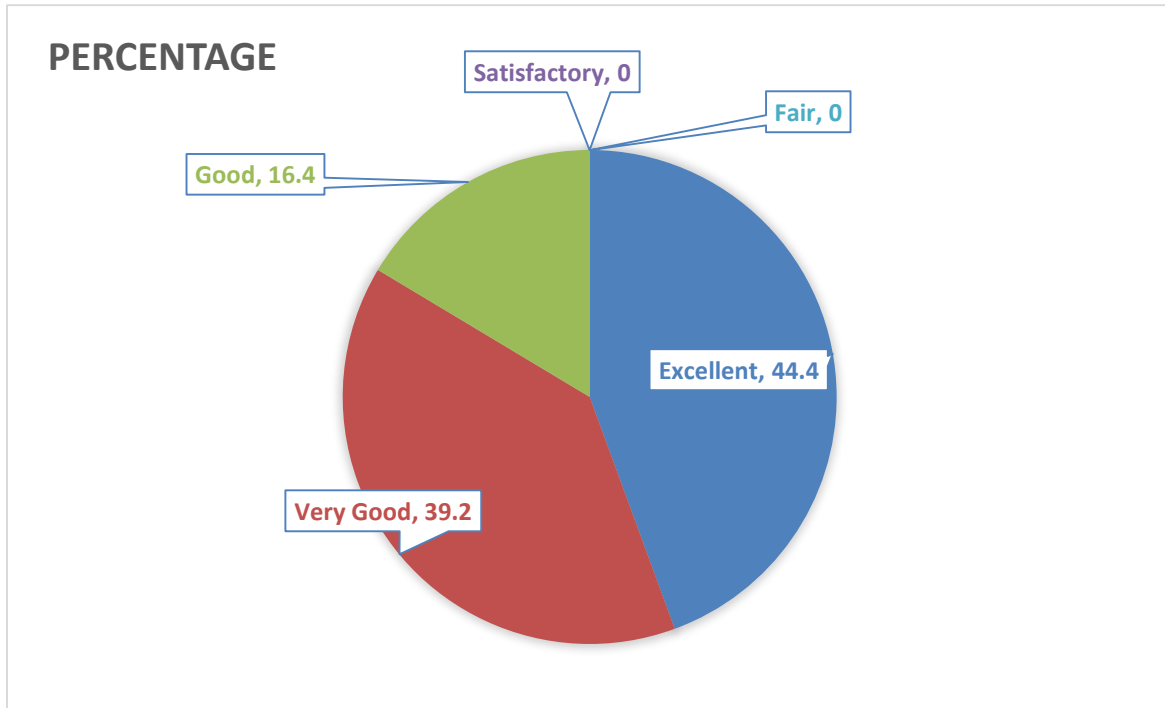


The data about overall academic satisfaction shows the response as excellent 44%, very good 35%, good 14.8%, satisfactory 4.6% and fair 1.6%.


PRINCIPAL
Arts', Commerce & Science
College, Malegaon City (Nashik)

7. Course Content Delivery

Responses	Excellent 1	Very Good 2	Good 3	Satisfactory 4	Fair 5	Total
No. of Alumni	56	49	21	0	0	125
Percentage	44.4%	39.2%	16.4%	0%	0%	100.00 %

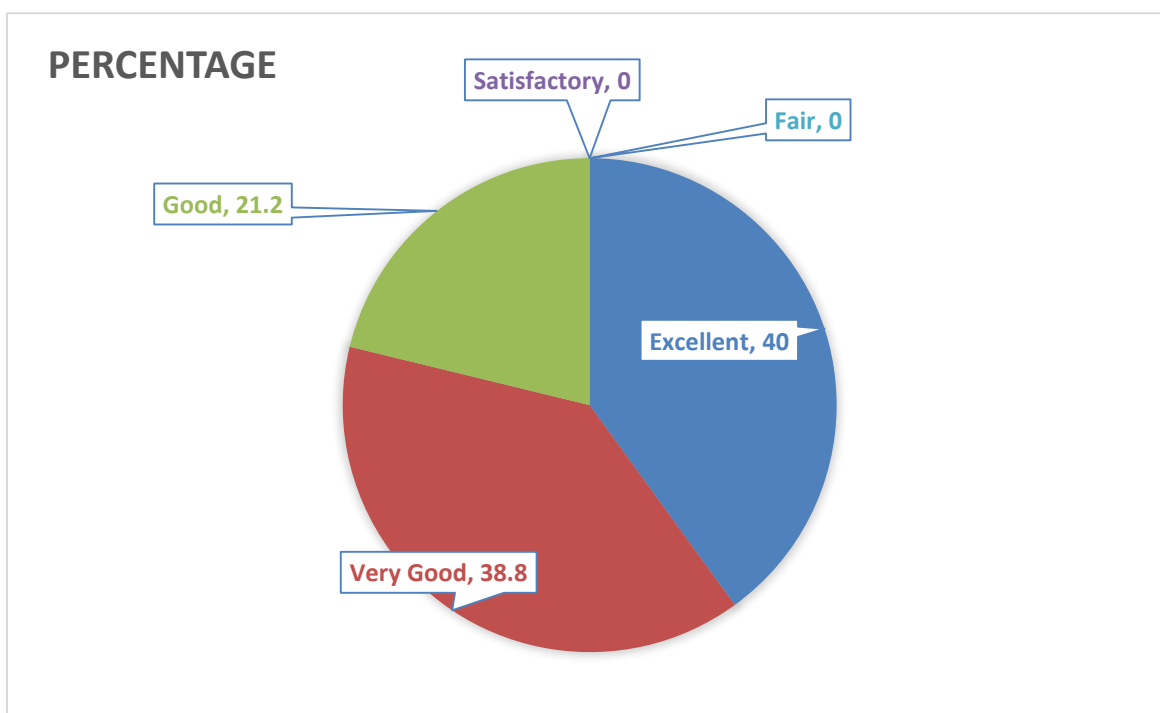


The data about course content delivery shows the response as excellent 56%, very good 49%, good 21%, satisfactory 0% and fair 0%.


PRINCIPAL
Arts', Commerce & Science
College, Malegaon City (Nashik)

8. Examination and Evaluation

Responses	Excellent 1	Very Good 2	Good 3	Satisfactory 4	Fair 5	Total
No. of Alumni	50	49	27	0	0	125
Percentage	40%	38.8%	21.2%	0%	0%	100.00 %

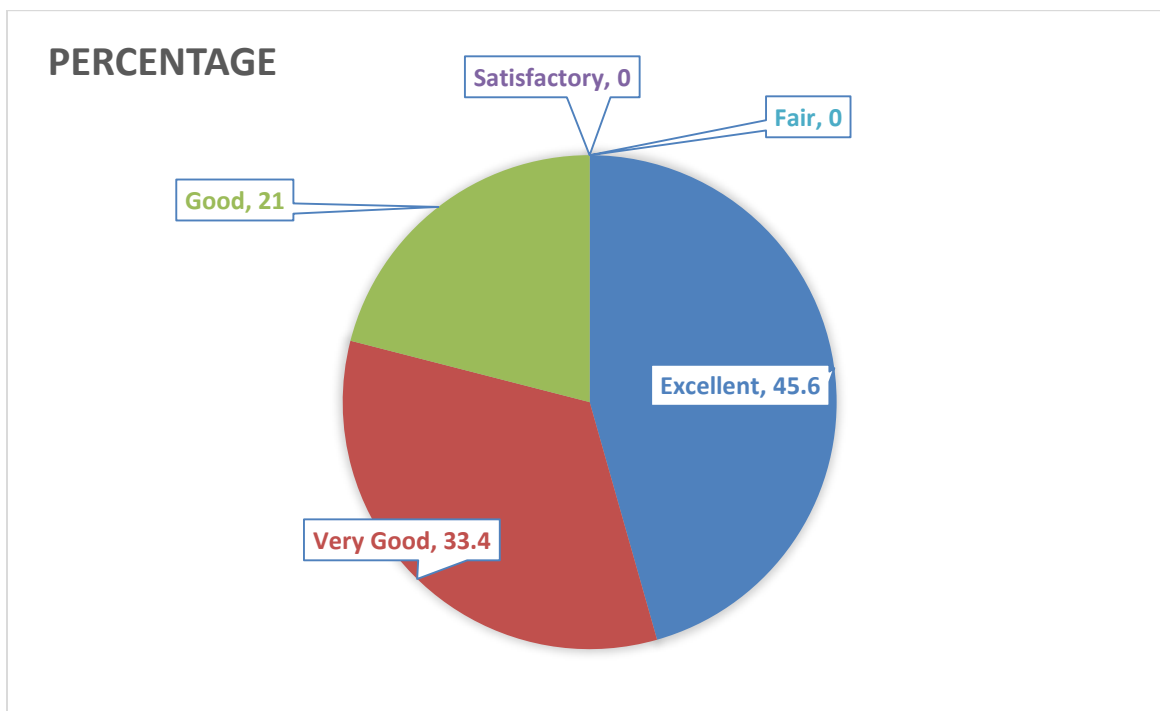


The data about examination and evaluation shows the response as excellent 40%, very good 38.8%, good 21.2%, satisfactory 0% and fair 0%.


PRINCIPAL
Arts', Commerce & Science
College, Malegaon City (Nashik)

9. Co-curricular Activities like Guest Lectures, Seminar, Field Trips, etc.

Responses	Excellent 1	Very Good 2	Good 3	Satisfactory 4	Fair 5	Total
No. of Alumni	57	42	26	0	0	125
Percentage	45.6%	33.4%	21%	0%	0%	100.00 %

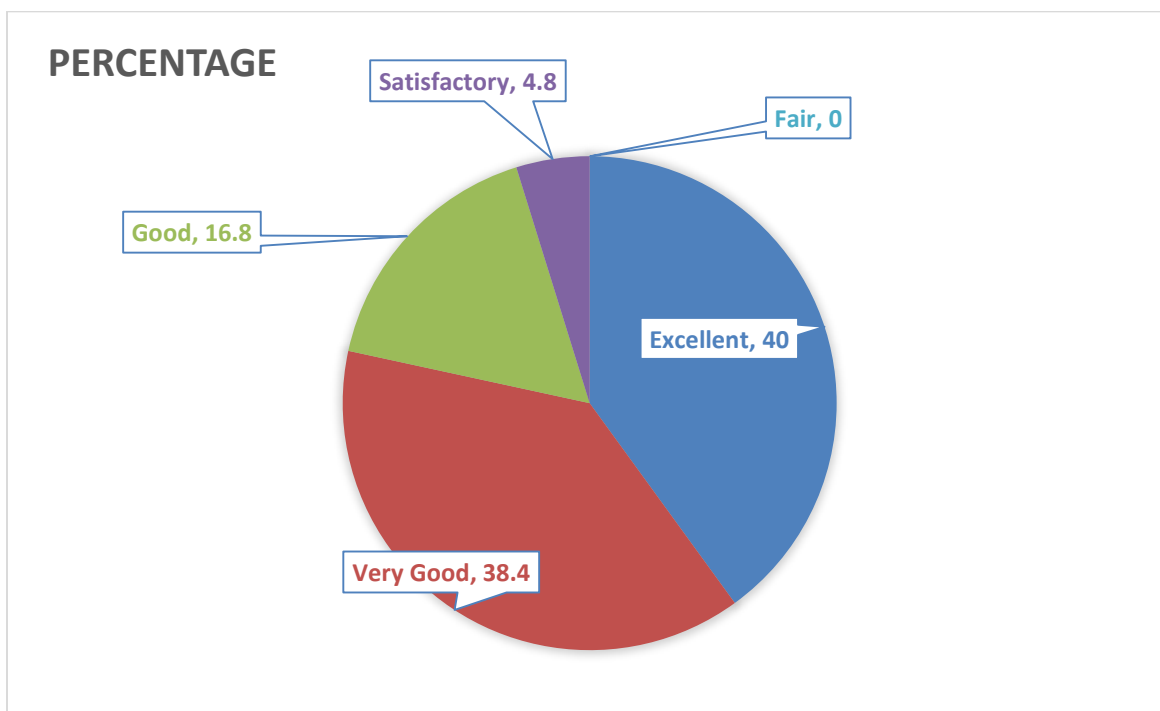


The data about co-curricular activities like guest lectures and seminars shows the response as excellent 45.6%, very good 33.4%, good 21%, satisfactory 0% and fair 0%.


PRINCIPAL
Arts', Commerce & Science
College, Malegaon City (Nashik)

10. Over-all Extension Activities

Responses	Excellent 1	Very Good 2	Good 3	Satisfactory 4	Fair 5	Total
No. of Alumni	50	48	21	6	0	125
Percentage	40%	38.4%	16.8%	4.8%	0%	100.00 %

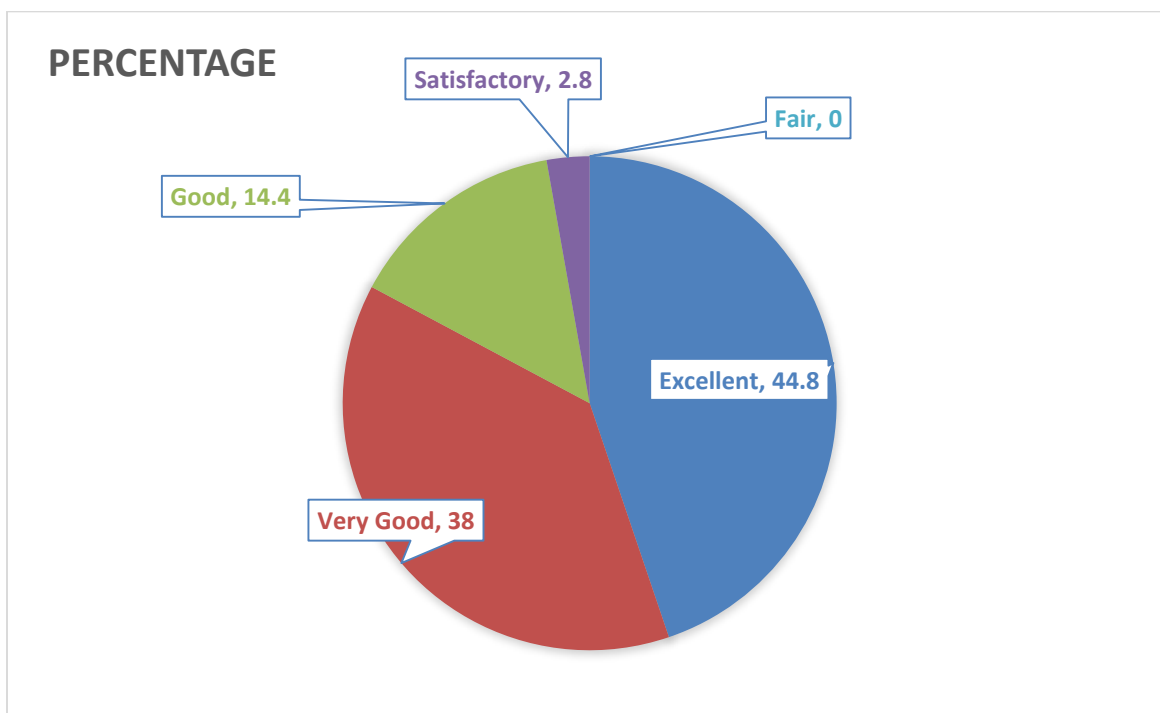


The data about over-all extension activities shows the response as excellent 40%, very good 38.4%, good 16.8%, satisfactory 4.8% and fair 0%.


PRINCIPAL
 Arts', Commerce & Science
 College, Malegaon City (Nashik)

11. Career Guidance Cell

Responses	Excellent 1	Very Good 2	Good 3	Satisfactory 4	Fair 5	Total
No. of Alumni	56	48	18	4	0	125
Percentage	44.8%	38%	14.4%	2.8%	0%	100.00 %

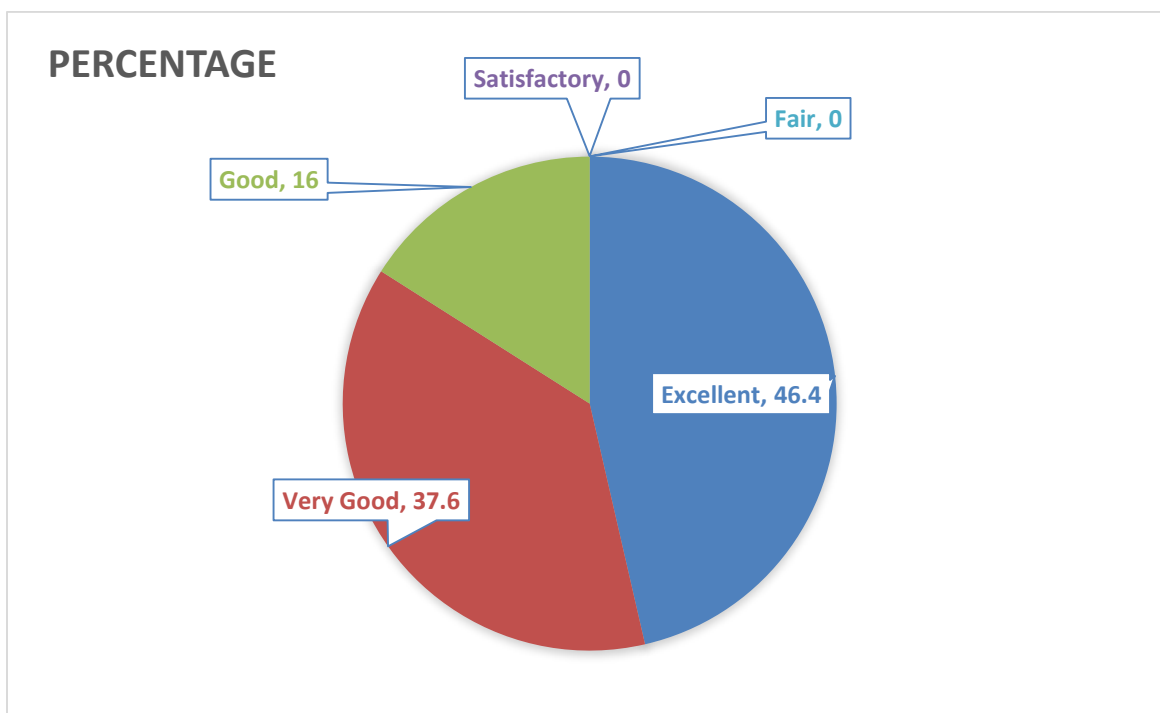


The data about career guidance cell shows the response as excellent 44.8%, very good 38%, Good 14.4%, satisfactory 2.8% and fair 0%.


PRINCIPAL
 Arts', Commerce & Science
 College, Malegaon City (Nashik)

12. Library

Responses	Excellent 1	Very Good 2	Good 3	Satisfactory 4	Fair 5	Total
No. of Alumni	58	47	20	0	0	125
Percentage	46.4%	37.6%	16%	0%	0%	100.00 %

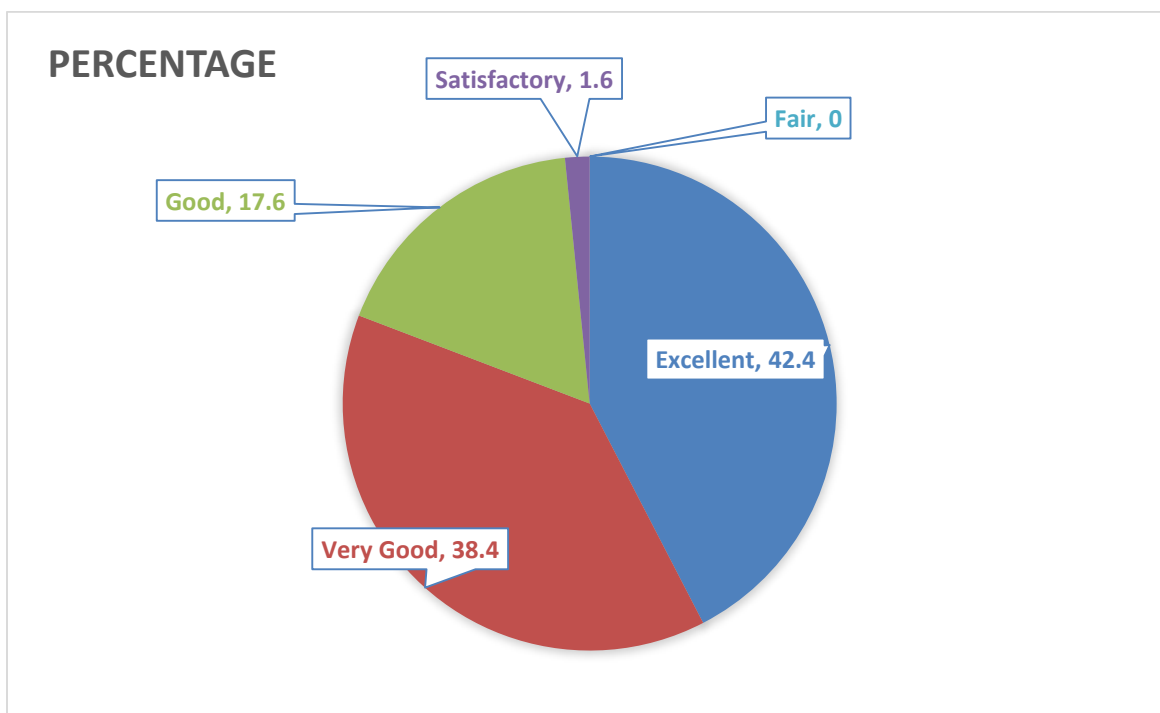


The data about library shows the response as excellent 46.4%, very good 37.6%, good 16%, satisfactory 0% and fair 0%.


PRINCIPAL
 Arts', Commerce & Science
 College, Malegaon City (Nashik)

13. Infrastructure

Responses	Excellent 1	Very Good 2	Good 3	Satisfactory 4	Fair 5	Total
No. of Alumni	53	48	22	2	0	125
Percentage	42.4%	38.4%	17.6%	1.6%	0%	100.00 %

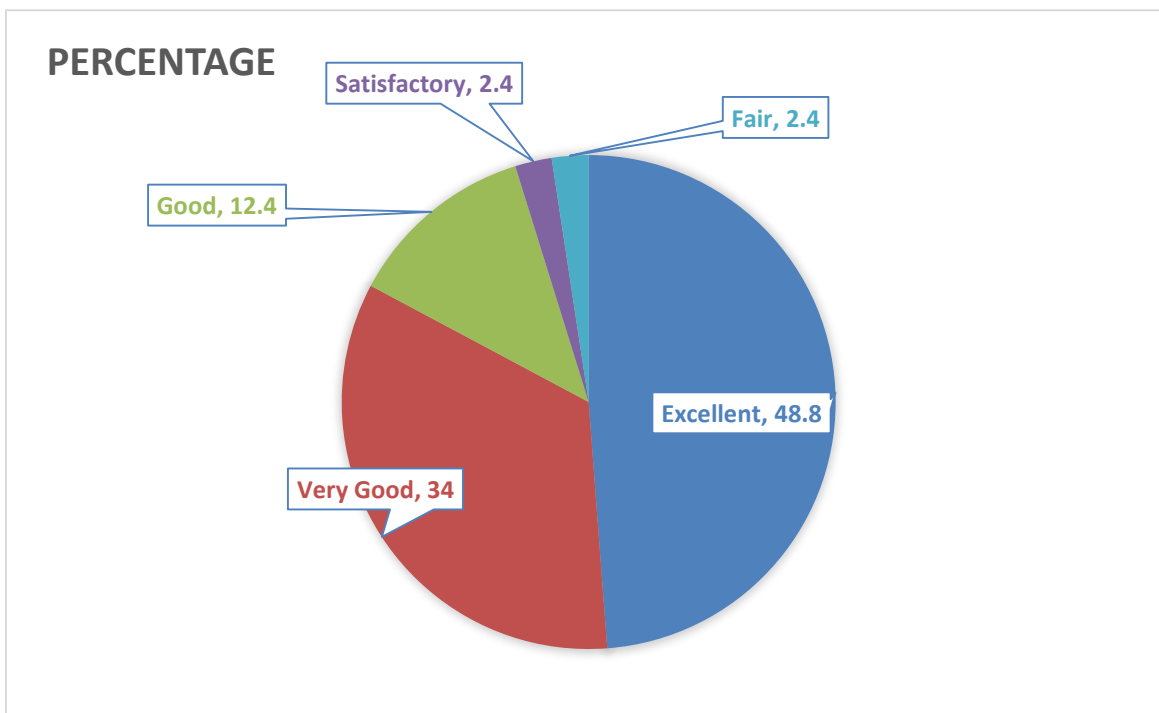


The data about infrastructure shows the response as excellent 42.4%, very good 38.4%, good 17.6%, satisfactory 1.6% and fair 0%.


PRINCIPAL
 Arts', Commerce & Science
 College, Malegaon City (Nashik)

14. Cleanliness in College Premises

Responses	Excellent 1	Very Good 2	Good 3	Satisfactory 4	Fair 5	Total
No. of Alumni	61	43	16	3	3	125
Percentage	48.8%	34%	12.4%	2.4%	2.4%	100.00 %

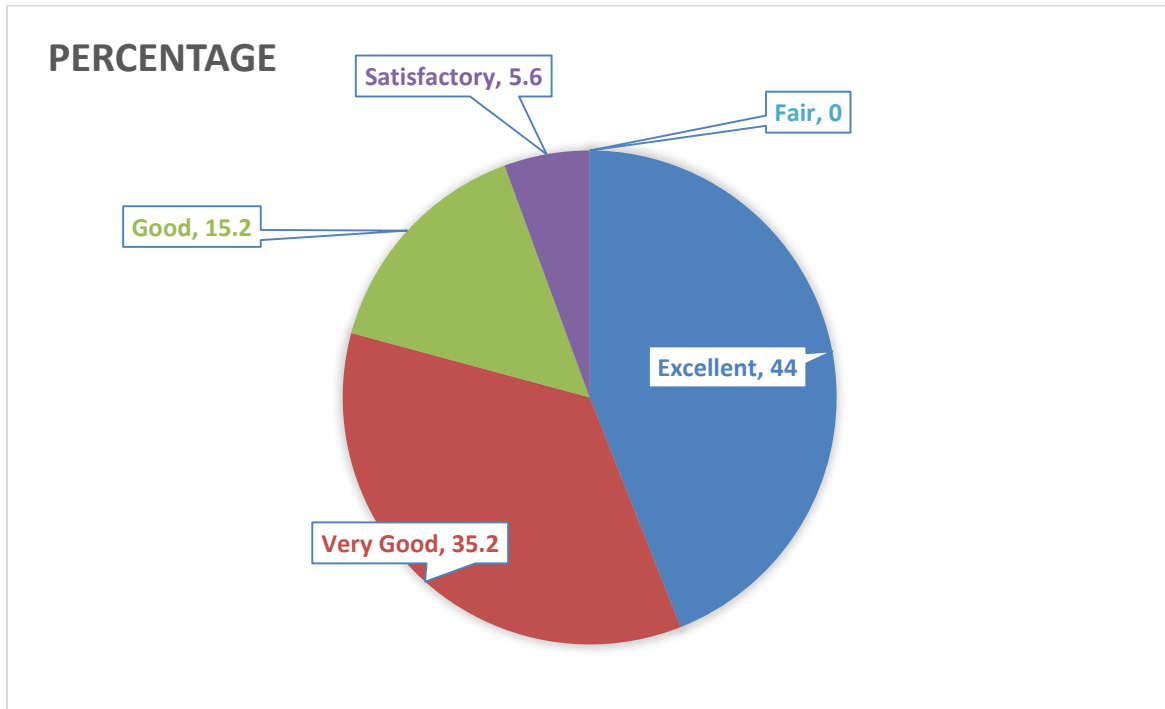


The data about cleanliness in college premises shows the response as excellent 48.8%, Very good 34%, Good 12.4 % satisfactory 2.4 % and fair 2.4%.


PRINCIPAL
 Arts', Commerce & Science
 College, Malegaon City (Nashik)

15. Student Support Practices

Responses	Excellent 1	Very Good 2	Good 3	Satisfactory 4	Fair 5	Total
No. of Alumni	55	44	19	7	0	125
Percentage	44%	35.20 %	15.20 %	5.60 %	0 %	100.00 %

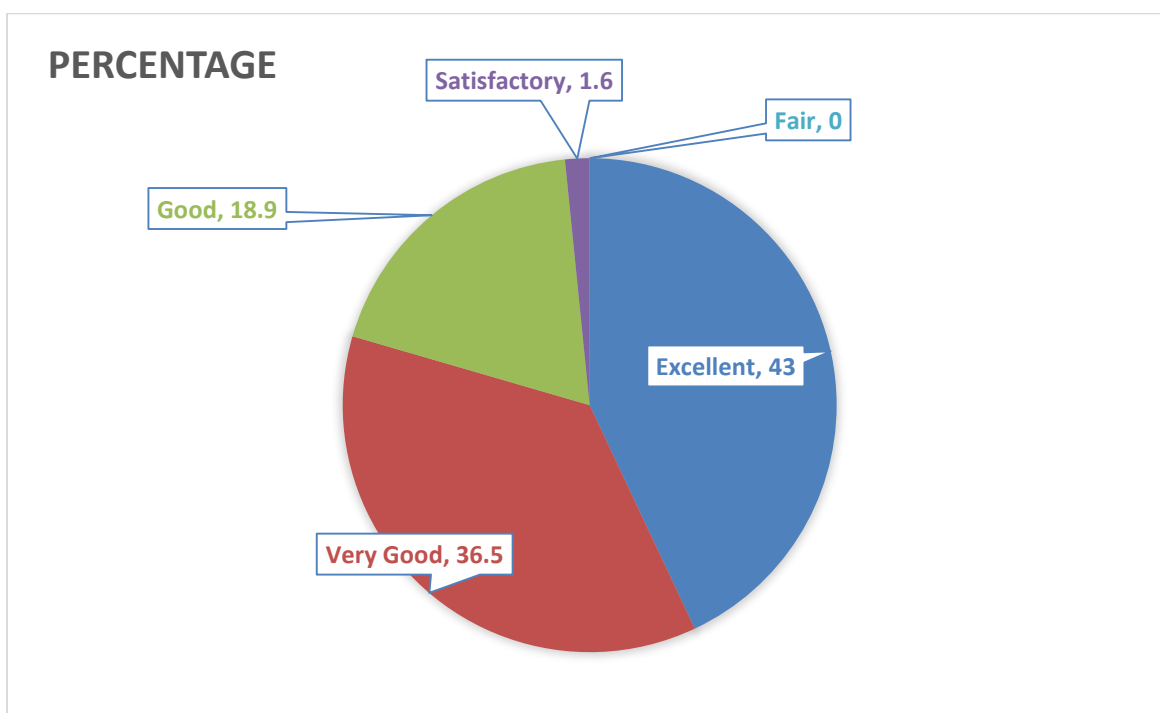


The data about student support practices shows the response as excellent 44% very good 35.20% good 15.20%, satisfactory 5.60% and fair 0%.


PRINCIPAL
 Arts', Commerce & Science
 College, Malegaon City (Nashik)

16. Office Staff

Responses	Excellent 1	Very Good 2	Good 3	Satisfactory 4	Fair 5	Total
No. of Alumni	54	46	24	2	0	125
Percentage	43%	36.5%	18.9%	1.6%	0%	100.00 %

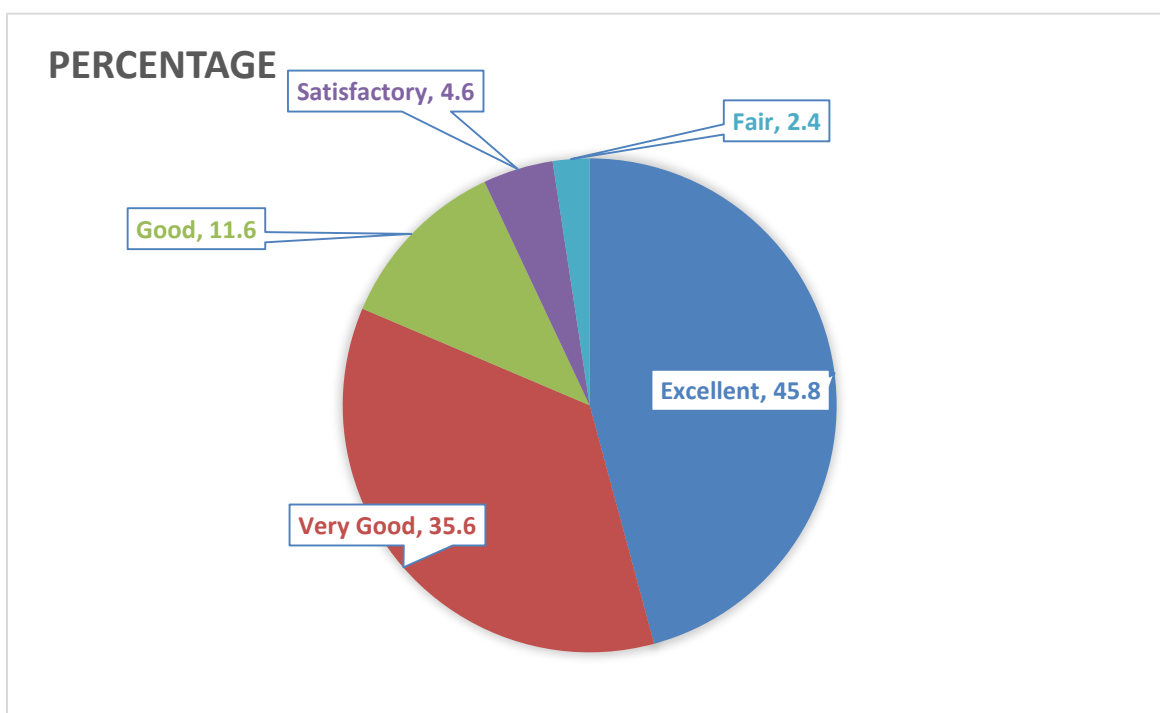


The data about office staff shows the response as excellent 43%, very good 36.5%, good 18.9%, satisfactory 1.6% and fair 0%.


PRINCIPAL
 Arts', Commerce & Science
 College, Malegaon City (Nashik)

17. Over-all Rating

Responses	Excellent 1	Very Good 2	Good 3	Satisfactory 4	Fair 5	Total
No. of Alumni	57	45	15	6	3	125
Percentage	45.8%	35.6%	11.6%	4.6%	2.4%	100.00 %



The data about office staff shows the response as excellent 45.8%, very good 35.6%, good 11.6%, satisfactory 4.6% and fair 2.4%.


PRINCIPAL
 Arts', Commerce & Science
 College, Malegaon City (Nashik)

18. Most memorable movement in the college:

College Gathering

10 days N. S. S. camp.

Seminar and collage activities are most memorable and teachers are to close and friendly with us its best for me

NSS Camp....Sports Days....College SMS..... and other Activities.

All guest lectures, college annual gathering.

When I got first position

Gad ring 2006

NSS Camp

Lecture time

One day we were in NSS Camp at Maldah Shiwar Malegaon not as a volunteer and at lunch time we friends sat for lunch Prof. Riyaz sir recognised us not as a NSS Volunteers.

College trip

19. Suggestions if any

No

Start science stream in Jr. College level

Preference should collective & collaborative work.

Daily Clean the any class and wall.....

Please arrange all chemicals and equipment in laboratory.

Keep it up

There must be a playground



PRINCIPAL
Arts', Commerce & Science
College, Malegaon City (Nashik)