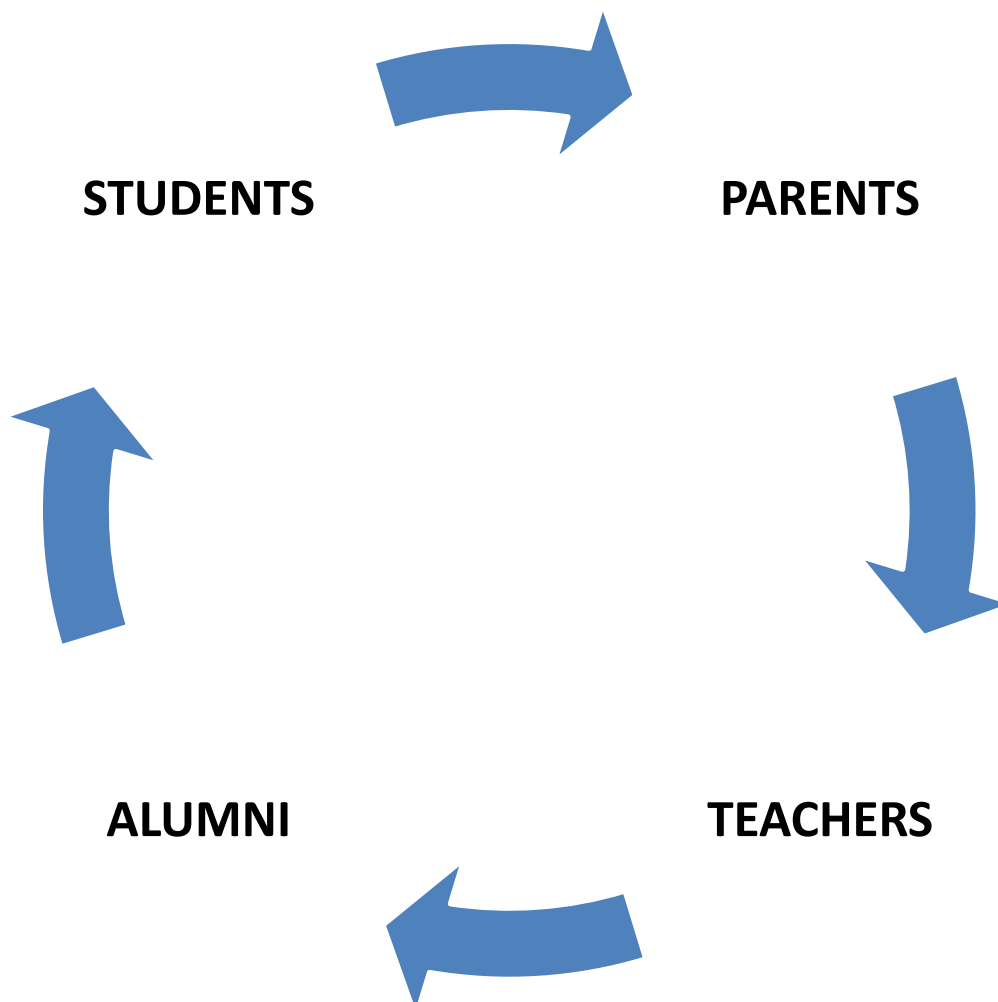


MAHATMA GANDHI VIDYAMANDIR'S
ARTS, COMMERCE & SCIENCE COLLEGE
MALEGAON CITY 423203

2014-15

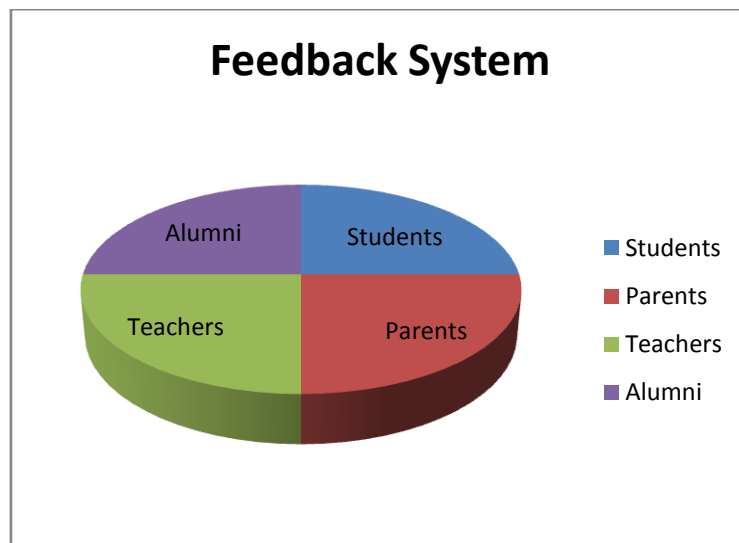
FEEDBACK REPORT



Feedback Report

The educational system in the world has stakeholders in an institution the stakeholders are students, Teachers, Parents, Alumni. An educational institution focuses on quality improvement. Teachers brings transformation in students and students play vital role in learning communities. The quality improvement requires views and opinion of stakeholders and for the purpose every stakeholder is asked for feedback. A feedback form for each stakeholder is prepared and was get filled up and online also, provided on website.

As per NAAC Criteria Feedback Consist of Employers Report Also.



Feedback is designed on different parameters for each stakeholder.

The analysis of feedback of each stakeholder i.e students, Parents, Teachers, Alumni is given in each stakeholders' feedback.

STUDENTS' FEEDBACK REPORT

Objective & Feedback :

For assessment of students' views and opinions as they are stakeholder of higher education like government management & teachers in educational system and play the role in quality enhancement in particular with all the stakeholders, we achieve their feedback on different parameters. Every year students are asked to fill-up feedback form. As students are the most vital component of the educational spectrum we do have respect and value their views and opinions.

Process Adopted for Feedback:

In academic years (2014-15) students were provided feedback form to fill up.

Design of Feedback

Feedback was designed on five key scales for rating as

- 1. Very good*
- 2. Good*
- 3. Fair*
- 4. Satisfactory*
- 5. Unsatisfactory*

Parameters were given on course and about college. Areas assessed were seven on course twelve about college.

Analysis of Feedback:

Feedback data responses obtained by students for each parameter on course & about college are indicated as percentage the overall rating percentage in a year's duration for each academic year is also shown.

Students Feedback analysis:

Academic Year 2014-15

Analysis of Students Feedback

<i>Academic Year</i>	<i>Parameter</i>	<i>Very Good</i>	<i>Good</i>	<i>Fair</i>	<i>Satisfactory</i>	<i>Unsatisfactory</i>
	<i><u>Feedback on Course</u></i>					
<i>2014-15</i>	<i>1. Whether the teacher was</i>	<i>14%</i>	<i>22%</i>	<i>23%</i>	<i>21%</i>	<i>19%</i>
	<i>2. Concepts were explained well</i>	<i>18%</i>	<i>21%</i>	<i>25%</i>	<i>23%</i>	<i>13%</i>
	<i>3. Interest generated by the teacher</i>	<i>19%</i>	<i>19%</i>	<i>20%</i>	<i>29%</i>	<i>13%</i>
	<i>4. Syllabus was completed in time</i>	<i>11%</i>	<i>20%</i>	<i>26%</i>	<i>29%</i>	<i>15%</i>
	<i>5. The teacher was easily available</i>	<i>21%</i>	<i>18%</i>	<i>25%</i>	<i>27%</i>	<i>10%</i>
	<i>6. My satisfaction with the course is</i>	<i>16%</i>	<i>19%</i>	<i>23%</i>	<i>25%</i>	<i>18%</i>
	<i>7. Overall rating</i>	<i>15%</i>	<i>19%</i>	<i>26%</i>	<i>28%</i>	<i>13%</i>
	<i>Feedback about College</i>					
	<i>1. Physical infrastructure of the college.</i>	<i>9%</i>	<i>18%</i>	<i>24%</i>	<i>29%</i>	<i>20%</i>
	<i>2. Reading material and Journals are available in the college library.</i>	<i>9%</i>	<i>20%</i>	<i>29%</i>	<i>27%</i>	<i>15%</i>
	<i>3. Support and assistance of the library staff.</i>	<i>18%</i>	<i>13%</i>	<i>26%</i>	<i>30%</i>	<i>12%</i>
	<i>4. Support and assistance of the office staff of the college.</i>	<i>19%</i>	<i>19%</i>	<i>25%</i>	<i>28%</i>	<i>9%</i>
	<i>5. Girls common room (only for female students)</i>	<i>21%</i>	<i>14%</i>	<i>23%</i>	<i>27%</i>	<i>15%</i>
	<i>6. Amenities and assistance provided at the college sports</i>	<i>20%</i>	<i>17%</i>	<i>24%</i>	<i>22%</i>	<i>17%</i>

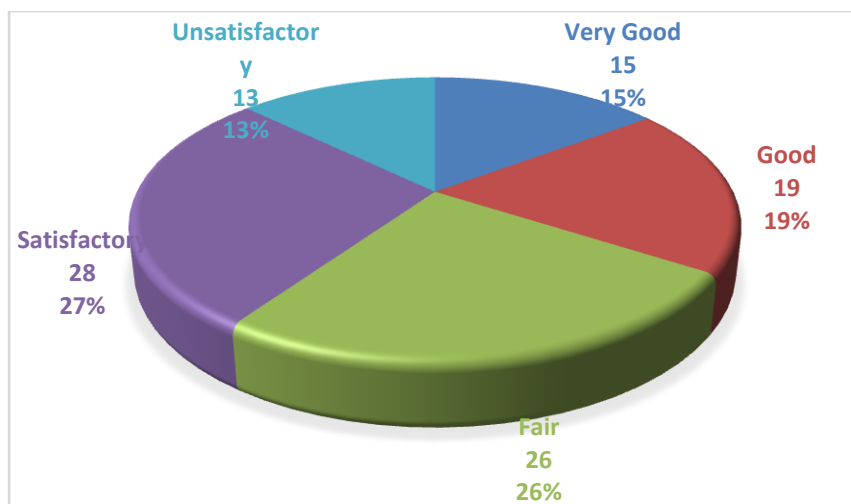
	<i>ground.</i>					
	<i>7. Fulfilling the duties and responsibilities of Grievance (Complaint) Redressal committee</i>	24%	13%	25%	29%	9%
	<i>8. Drinking water facilities.</i>	14%	21%	26%	24%	15%
	<i>9. Cleanliness and maintenance of college premises.</i>	22%	18%	24%	27%	10%
	<i>10. Curricular activities conducted in college</i>	16%	20%	25%	27%	13%
	<i>11. Extra-curricular activities conducted in college</i>	20%	16%	19%	31%	13%
	<i>12. Overall Rating</i>	18%	20%	23%	25%	15%

In academic 2014-15 punctuality of teachers shows responses as fair 23%, & 23% data shows satisfactory about concept clearance, high satisfaction 29% is about syllabus completion. Responses about college were rated 29% satisfactory for infrastructure, reading material, library assistance 27% & 30% satisfactory. Fulfilling the grievance redressal responsibility responses were V.G.24% & 29% satisfactory.

The overall rating shows the responses as 18% V.G. 20%, fair 23%, satisfactory 25% & unsatisfactory 15%.

Overall rating

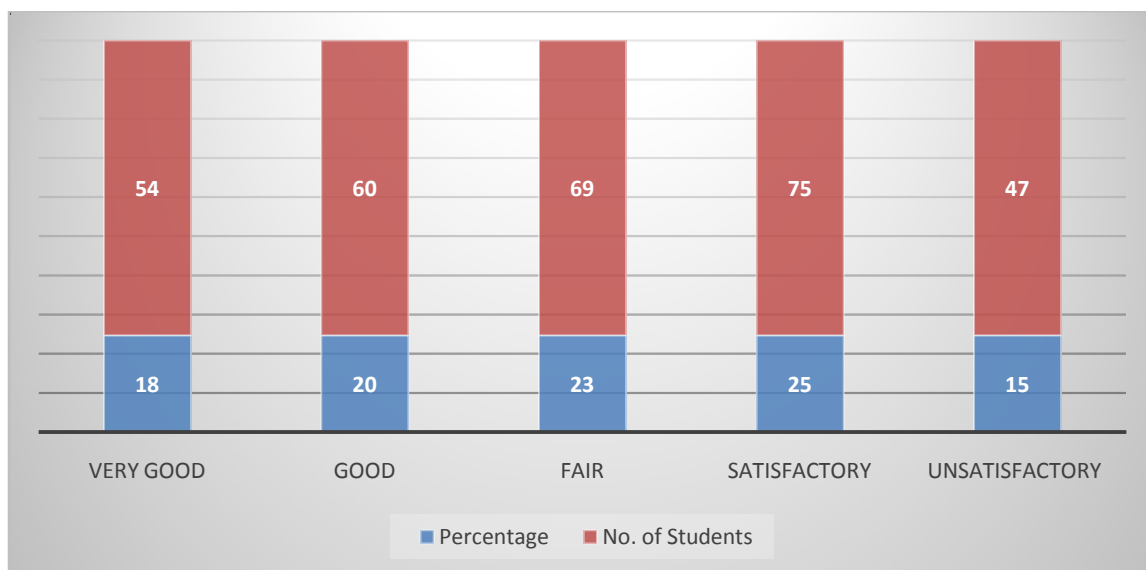
<i>Response</i>	<i>Percentage</i>	<i>No. of Students</i>
<i>Very Good</i>	15	45
<i>Good</i>	19	59
<i>Fair</i>	26	78
<i>Satisfactory</i>	28	84
<i>Unsatisfactory</i>	13	39
<i>Total</i>	<i>100</i>	<i>305</i>



The given data of overall rating of students feedback in academic year 2014-2015 shows the responses as Very Good 15% , Good 19% , Fair 26% , Satisfactory 28% and Unsatisfactory 13% .

Overall Rating

<i>Response</i>	<i>Percentage</i>	<i>No. of Students</i>
<i>Very Good</i>	<i>18</i>	<i>54</i>
<i>Good</i>	<i>20</i>	<i>60</i>
<i>Fair</i>	<i>23</i>	<i>69</i>
<i>Satisfactory</i>	<i>25</i>	<i>75</i>
<i>Unsatisfactory</i>	<i>15</i>	<i>47</i>
<i>Total</i>	<i>100</i>	<i>305</i>



Given data of overall rating indicates feedback of students in academic year 2014-2015 shows the responses as Very Good 18% , Good 20% , Fair 23% ,Satisfactory 25% and Unsatisfactory 15% .

Action Taken Report

<i>Sr. No</i>	<i>Point of Discussion</i>	<i>Action taken</i>
<i>01</i>	<i>About college amenities and assistance provided at sports ground</i>	<i>Students gave feedback 24% Fair & 22% Satisfactory however college infrastructure lacks sports ground but efforts have been made to provide ground to students and ground of sister college of MG V management is hired (since the Establishment of college)</i>
<i>02</i>	<i>Cleanliness of premises</i>	<i>Campus is frequently kept clean</i>
<i>03</i>	<i>More sanitation of wash room during examination period</i>	<i>Frequent cleaning is being done</i>

Feedback Outcome

On the whole students feedback reflects their satisfaction on high scale. Rating on different parameter, indicate they are highly satisfied on the course parameters & the responses about syllabus completion 28% on an average & regularity and punctuality of teacher indicates the responses as fair 30% .

Students rated about course satisfaction. It is observe that they have fair rating 24% in interest generated by teacher.

Students rated infrastructure of the college as good 32% on an average. The majority students have given good responses to cuccular activities, reading, material & curricular activities, reading, material & library assistance and office staff assistance and support. Girls common room is also showing fair responses. Students also responses good on drinking water facility and satisfied on grievances its redressal students also have their responses high on cleaners of college & premises as fair on an average 23%. It is observed that students have their high satisfactory remarks as 30% on extracurricular activities, sports and assistance in this regard & playground is made available hiring another institutes ground. On analyzing the feedback received by students it is observed that students are highly satisfied with course and infrastructure of college. Some suggestions were also dropped about play-ground but overall there is high satisfaction as college administration makes efforts to provide it. On the whole students are highly satisfied by course and college.

As students are the most vital component of the educational spectrum they had some suggestions also and are satisfied by college & teachings implementation of suggestions. The authorities does have honor to students.

PARENTS' FEEDBACK REPORT

Parents Feedback Report

Objective of Feedback

For assessment of parents satisfaction in dispensing of the services of college survey was conducted annually. Up till five years. Each year parents are asked to fill-up a feedback form to have the glance how the college could improve on different parameters. As the feedback are by parents we do respect, value and confidentiality.

Process Adopted for Feedback

In each academic year (2014-15) parents were asked to complete or fill up the Online or printed feedback form (provided by college). Filling up was made voluntary.

Design/Frame of Feedback

The feedback collected included rating of key services on a four point scale:

- 1. Excellent*
- 2. Very good*
- 3. Good*
- 4. Satisfactory*
- 5. Fair*

Areas assessed were on fourteen parameters

- 1. Admission Process*
- 2. Teaching Faculty*
- 3. Teaching Learning Process*
- 4. Work Culture*
- 5. Academic Discipline*

6. *Extension Activities*
7. *Career Guidance*
8. *Infrastructure*
9. *Student Support*
10. *Information Accessible*
11. *Library*
12. *Examination results are declared in time*
13. *Parental Pride and respect for the college*
14. *Positive change in the ward*

Suggestions, comments, opinions were also asked from the parents.

Analysis of Feedback

Feedback was collected and the data was obtained for each parameter and responses were shown as percentage of total number. The overall rating percentage is also computed for every academic year duration.

Parents Feedback Analysis

Academic Year 2014-15

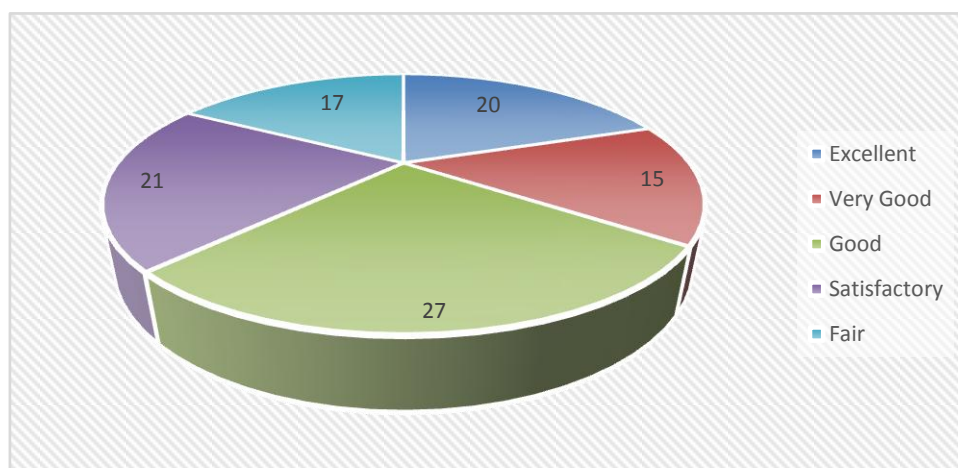
Parents Feedback Analysis

Academic Year	Parameter	Excellent	Very Good	Good	Satisfactory	Fair
2014-15						
	1. Admission Process	17%	16%	27%	24%	15%
	2. Teaching Faculty	20%	17%	26%	23%	14%
	3. Teaching Learning Process	17%	24%	24	17%	17%
	4. Work Culture	19%	19%	23	28%	12%
	5. Academic Discipline	21%	20%	23	24%	11%
	6. Extension Actevities	14%	23%	28	18%	16%
	7. Career Guidance	19%	23%	23	23%	13%
	8. Infrastructure	16%	23%	26%	17%	19%
	9. Student Support	13%	20%	24%	26%	17%
	10. Information Accesible	21%	13%	23%	26%	17%
	11. Library	19%	17%	23%	28%	12%
	12. Examination results are declared in time	13%	20%	26%	26%	15%
	13. Parental Pride and respect for the college	17%	26%	28%	15%	13%
	14. Possitive chnage in the ward	20%	15%	27%	21%	17%
	15. Overall rating	17%	21%	24%	27%	10%

The overall rating in Academic Year 2014-15 the parameters fall in the rating of Excellent as 17%, Very Good 21%, Good 24%, Satisfactory 27% and Fair as 10 %.

Parents have given highest ranking as Satisfactory 27% for positive change in their ward. And also Academic discipline and Infrastructure & other points were satisfactory.

Response	Percentage	Numbers
<i>Excellent</i>	20	34
<i>Very Good</i>	15	26
<i>Good</i>	27	47
<i>Satisfactory</i>	21	36
<i>Fair</i>	17	29
Total	100	172



The above feedback data shows about positive change in the ward shows responses as Excellent 20%, Very Good 15%, Good 27% , Satisfactory 21% and Fair 17%.

Suggestions of parents

- 1. Parents suggested it was good parent teacher interaction and should be maintained.*
- 2. Regular cleaning of class rooms and college campus.*
- 3. Science lab should be upgraded.*

Action Taken Report

<i>Sr. No</i>	<i>Point of Discussion</i>	<i>Action taken</i>
<i>01</i>	<i>Parameter 1 admission process</i>	<i>Parents opted feedback scale good 27% & satisfactory 24% admissions are made on merit list declaration & process is proceeded is good & appropriate for all.</i>
<i>02</i>	<i>Suggestion of more books for Science</i>	<i>More books by various authors are purchased</i>

Feedback outcome

The feedback response by parents mostly indicated high satisfaction rate about different parameters. Major ratings were for admission process. Teaching faculty, work culture, parental pride and respect for the college.

The majority of the parents had their satisfactory opinion about positive change in their ward and opting this college for admission because they also got educated from this college and found it a turning point to make their lives.

Parents also have given good ranking in teaching learning process and extension activities.

Parents rated to student support highly and about academic discipline.

High ratings were also given to examination declaration & library.

Parents expressed their opinions as high satisfaction about infrastructure appreciating the difficulties about gaining wider premises but expressed their satisfaction and happiness about location as being situated in the heart of the city. Some comments were about laboratory to be upgraded. Parents were highly satisfied by information accessibility also.

Some positive comments were about teacher student like co-operative, caring and proficient.

The analysis of feedback received in accordance with parents over the course of time, it is observed that parents are mostly satisfied by college and also are satisfied at great extent in teaching learning, academic discipline, student support, exam and other related matters, and have been showing high degree satisfaction on implementations of some of the suggestion made by them.

TEACHERS' FEEDBACK REPORT

Objective of Feedback:

The educational system in world has stakeholders in an institution. Teacher is also main stakeholder like learners (Students). Educational institution focus on quality improvement. Teachers bring transformation in students and play a vital role in learning communities. The views and opinions of teachers, also have equal importance, for the purpose teachers are also asked to fill up feedback form every year.

Process Adopted for Feedback:

In Academic year (2014-15) teachers were asked to fill printed feedback form and forms are also available as website.

Design of Feedback:

Feedback was designed on five key scales for rating as

- 1) Strongly Disagree 2) Disagree 3) Neither agree nor Disagree
4) Agree 5) Strongly agree*

Areas assessed were on twenty seven parameters.

Apart from views and opinions suggestion were also asked from teachers.

Analysis of Feedback :

The data obtained for each parameter by teachers shows the responses in percentage. The data of over all job satisfaction in the college obtained also shows the responses in each academic years & is computed.

Teachers Feedback Analysis

Academic Year 2014-15

Teachers Feedback Analysis

Academic 2014- 2015	Parameter	Strongly Disagree	Disagree	Neither agree nor disagree	Agree	Strongly agree
1	<i>Syllabus is effective to the course.</i>	0%	11%	16%	62%	11%
2	<i>Syllabus was framed on "need based" objectives.</i>	0%	16%	21%	58%	5%
3	<i>The Syllabus has clear and well stated Aims and objectives.</i>	0%	11%	32%	41%	16%
4	<i>The aims and objectives can be achieved.</i>	0%	11%	15%	42%	32%
5	<i>Syllabus content is followed by corresponding reference materials.</i>	0%	5%	42%	42%	11%
6	<i>Sufficient numbers of prescribed books are available in the Library.</i>	0%	16%	11%	26%	47%
7	<i>The course/syllabus has good balance between theory and practical.</i>	0%	11%	32%	52%	5%
8	<i>The syllabus is capable in terms of skill, knowledge and analytical abilities</i>	0%	11%	26%	47%	16%
9	<i>The course/syllabus has made me interested in the subject area.</i>	0%	0%	32%	36%	32%
10	<i>The course/syllabus of this subject increased my knowledge and perspective in the subject area.</i>	0%	5%	18%	72%	5%
11	<i>Optional papers are</i>	0%	11%	5%	63%	21%

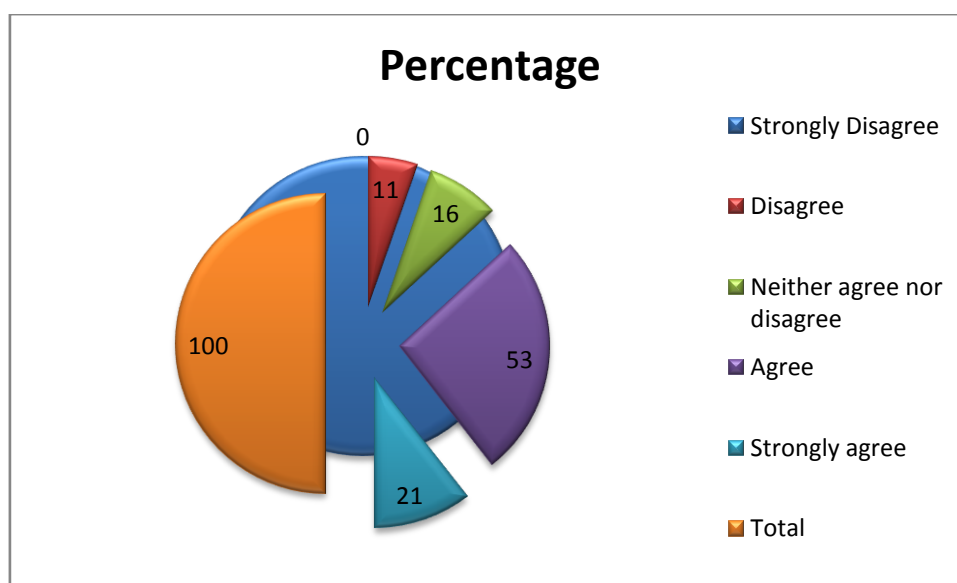
	<i>relevant to course.</i>					
12	<i>The books prescribed/listed as reference materials are relevant, updated and appropriate.</i>	0%	5%	32%	42%	21%
13	<i>Infrastructural facilities, such as teacher's rooms/carrels, class rooms, reading room and toilets are available in the Department/Building.</i>	0%	26%	11%	52%	11%
14	<i>The syllabus has competency in analyzing problems and identifying solutions.</i>	0%	16%	37%	26%	21%
15	<i>Tests and examinations are conducted well in time with proper coverage of all units in the syllabus.</i>	0%	5%	21%	63%	11%
16	<i>I have the freedom to propose, modify, suggest and incorporate new topics during the teaching of the syllabus.</i>	0%	5%	32%	42%	21%
17	<i>I have the freedom to adopt new techniques/strategies of teaching such as Seminars, presentations, group discussions and learners' participations.</i>	0%	21%	16%	42%	21%
18	<i>I have the freedom to adopt/adapt new techniques/strategies of testing and Assessment of students.</i>	0%	16%	11%	31%	42%
19	<i>The environment in the college is conducive to teaching and research.</i>	0%	16%	11%	26%	26%
20	<i>The administration is teacher friendly</i>	0%	11%	16%	41%	32%
21	<i>The college provides</i>	0%	50%	26%	42%	27%

	<i>adequate and smooth support for projects and research facilities.</i>					
22	<i>The college provides adequate funding and support to faculty members for upgrading their skills and qualifications.</i>	0%	16%	21%	26%	37%
23	<i>Provisions for professional development are non-discriminatory and fair.</i>	0%	5%	16%	58%	21%
24	<i>The college facilitate to participate in seminars and conferences.</i>	0%	5%	32%	37%	26%
25	<i>The college facilitate and encourage to present papers in national and international conferences.</i>	0%	16%	16%	42%	26%
26	<i>T.A.D.A, Registration fees and other expenses for seminars and conferences are paid on time</i>	0%	15%	21%	58%	16%
27	<i>The overall job satisfaction in the college</i>	0%	11%	15%	53%	21%

It is observed that teachers have responses high as 62% Agree for effectiveness facilities also shows high reponses Agree as 52%. High repsones as strongly agree 42%, 32%, 37% are for freedom in adopting new techniques and for other parameters.

The overall job satisfaction in the college

Response	Percentage	Number of teachers
<i>Strongly Disagree</i>	0	0
<i>Disagree</i>	11	2
<i>Neither agree nor disagree</i>	16	3
<i>Agree</i>	53	10
<i>Strongly agree</i>	21	4
Total	100	19



Action Taken Report

<i>Sr. No</i>	<i>Point of Discussion</i>	<i>Action taken</i>
01	<i>Parameter 6 sufficient numbers of prescribed books are available in library</i>	<i>Teachers opted feedback scale agree 26% and strongly agree 47%. Number of books for syllabus and courses are available with reference books particularly in languages</i>
02	<i>Remedial courses for the students who are not upto the mark</i>	<i>Classes are conducted in Persian language</i>

Feedback Outcome

Feedback responses from the teachers on an average show high satisfaction rate on different parameters. Teachers rated very high on syllabus effectiveness & need base objectives syllabus has good balance between theory and practical & interest generated by teacher.

It is also observed that high satisfaction rate is about on reference books & material & syllabus has competency in analyzing problems & identifying solutions.

Majority of teachers have given very high ranking about transparent and teachers friendly administration.

Teachers have high satisfaction rating on over all job satisfaction in this institution. High ratings by teachers was also given to providing adequate funding & support by college for upliftment of teacher's skills & qualifications.

It is observed on analyzing the feedback received by teachers over the course of five years that teachers are highly satisfied by job & administration of college, funding for conferences and seminars and course/syllabus & freedom for adopting new techniques in teaching and conducting text.

Some suggestions also were made by teachers and are under consideration within legitimate criterion.

ALUMNI FEEDBACK REPORT

ALUMNI FEEDBACK REPORT

In Educational system Alumni are also one of the stakeholders. Alumni association is an important source of Feedback. The alumni with their experience in the real world outside the academia are able to give a genuine status report of the course and the institution. And for their views and opinion, they are also asked to fill up feedback form which is provided both in printed form and made available online provided on websites each year.

Process Adopted for Feedback.

Alumni members were asked to fill-up the feedback form provided to them is academic years (2014-15)

Design of Feedback:

Feedback was designed on five key scales for rating as 1) Excellent 2) Very Good. 3) Good 4) Satisfactory and 5) Fair.

Areas assessed were on seventeen parameters apart from views and opinion.

Analysis of Feedback :

The data obtained from Alumni indicates the responses in percentage. The overall data of each Academic year is also computed.

Alumni Feedback Analysis

Academic Year 2014-15

Alumni Feedback Analysis **2014-15**

S.No.	Particulars	Excellent	Very Good	Good	Satisfactory	Fair
1.	Admission process	0%	15%	62%	24%	0%
2.	Administration and governance	0%	9%	53%	38%	0%
3.	Teaching faculty	0%	56%	35%	9%	0%
4.	Teaching learning process	0%	47%	41%	9%	3%
5.	Support materials	0%	24%	29%	44%	3%
6.	Overall academic satisfaction	0%	9%	47%	44%	0%
7.	Course content delivery	0%	29%	53%	18%	0%
8.	Examination and evaluation	0%	15%	76%	9%	0%
9.	Co-curricular activities like guest lectures, seminar, field trips, etc	0%	50%	41%	9%	0%
10.	Over-all extension activities	0%	50%	38%	12%	0%
11.	Career guidance cell	0%	41%	24%	29%	6%
12.	Library	0%	6%	47%	41%	6%
13.	Infrastructure	0%	9%	41%	29%	21%
14.	Cleanliness in college premises	0%	6%	38%	41%	15%
15.	Student support practices	0%	15%	62%	15%	9%
16.	Office staff	0%	12%	32%	53%	3%
17.	Over-all rating	0%	3%	56%	35%	6%

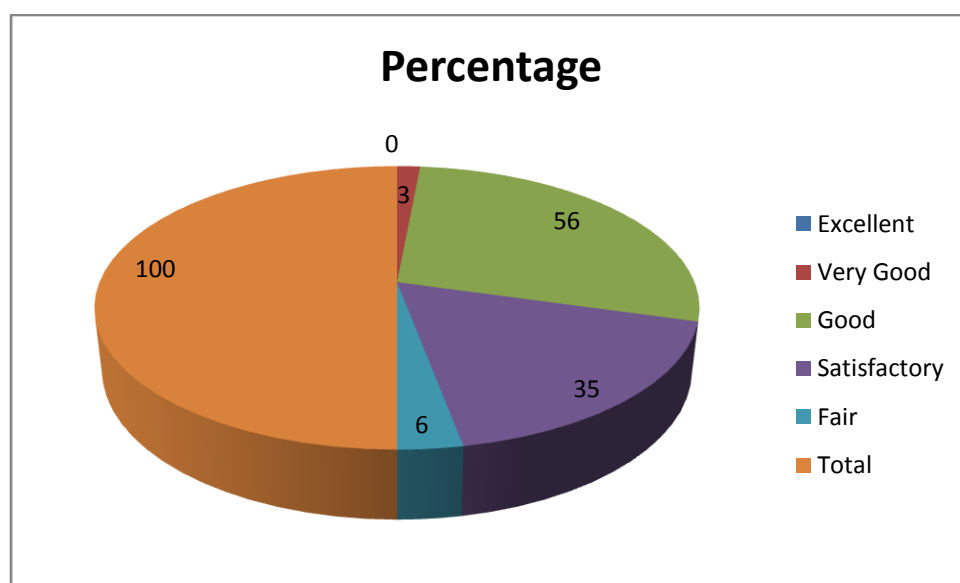
The alumni in Academic year 2014-15 have rated high for admission process, Administration & governance. Teaching faculty as 62%, Very Good,

53% Good, 56% Very good. Teaching learning process support materials, over all academic satisfaction course content delivery, Guest lecture seminars are ranging between 41% to 53%.

The overall rating shows the responses as Very Good 3% Good 56% , Satisfactory 35% & fair 6%.

Over-all rating

Response	Percentage	Number of teachers
<i>Excellent</i>	0	0
<i>Very Good</i>	3	1
<i>Good</i>	56	19
<i>Satisfactory</i>	35	12
<i>Fair</i>	6	2
Total	100	34



Action Taken Report

<i>Sr. No</i>	<i>Point of Discussion</i>	<i>Action taken</i>
01	Parameter 3 teaching faculty	Alumni opted feedback scale very good 56% & good 35% teaching

		<i>faculty is efficient and qualified teachers are appointed as per UGC norms</i>
<i>02</i>	<i>Administration and governance</i>	<i>Good feedback 49% strong governance on students attitude and learning</i>

Feedback Outcome:

Feedback responses from the Alumni as on average show high satisfaction rate on different parameters. Alumni rated very high on admission process. Teaching learning process teaching faculty and support materials.

It is observed that high satisfaction rating is about career guidance, support materials for students and guest lectures. Administration and governance is also showing high satisfaction rate.

Alumni have high satisfaction on seminars field & trip and course content delivery.

It is observed on analyzing the feedback received by Alumni over the course five years that Alumni are highly satisfied by the administration of instinte, governance for students, admission process, teaching learning process, students, admission process, teaching learning process, students, support practices and office staff. They have also satisfaction on examination and evaluation and on co-curricular activities.

